

- ABORIST NOTES**
- THE SITE HAS A DENSE UNDERSTORY OF :
- PRIVET
 - CONTONEASTER
 - LANTANA
 - PITTOSPORUM
 - CAMPHOR LAUREL
1. READ IN CONJUNCTION WITH ABORIST ASSESSMENT REPORT, TPZ PLAN AND SCHEDULE PRIOR TO THE COMMENCEMENT OF WORKS ON SITE.
 2. DEMOLITION OF EXISTING STRUCTURE/ PAVEMENT OR CONSTRUCTION OF NEW WORKS WITHIN THE TPZ SHALL BE SUPERVISED BY THE PROJECT ARBORIST.
 3. POST HOLES FOR NEW FENCING WITHIN TPZ AREAS WILL NEED TO BE FLEXIBLE TO AVOID SIGNIFICANT TREE ROOTS.
 4. TPZ FENCING SHOULD BE 1.8M HIGH STEEL MESH FENCING AND SHOULD SIGNED OFF BY THE PROJECT ARBORIST PRIOR TO COMMENCEMENT OF WORKS ON SITE.
 5. MACHINERY IS TO BE EXCLUDED FROM THE TPZ UNLESS OPERATING FROM THE EXISTING SLABS, PAVEMENTS OR AREAS OF GROUND PROTECTION.
 6. THE PROJECT ARBORIST SHALL ASSESS ANY INGROUND STRUCTURES WITHIN THE SRZ PRIOR TO THEIR REMOVAL AND DETERMINE IF THESE STRUCTURES MAY BE CONTRIBUTING TO THE STABILITY OF THE TREE.
 7. SMALL STRUCTURES TO BE DEMOLISHED WITHIN A TPZ SHALL BE CAREFULLY BROKEN UP IN SMALL SECTIONS USING A HAND OPERATED PNEUMATIC/ ELECTRIC BREAKER AND WASTE MATERIAL REMOVED BY HAND/ HAND TOOLS.
 8. LARGE STRUCTURES TO BE DEMOLISHED WITHIN THE TPZ SHALL BE UNDERTAKEN WITHIN THE FOOTPRINT OF THE EXISTING STRUCTURE AND AWAY FROM THE TREES.

Project

67.83°E
TN

PROJECT NORTH

SITE MANAGEMENT LEGEND

- SITE AMENITIES
- MAIN SITE OFFICE
- EMERGENCY VEHICLE ACCESS
- SITE VEHICLE ACCESS
- DRIVEWAY TRANSITION WITH SHAKER
- STOCK PILE OF MATERIALS FOR LOAD OUT
- STOCK PILE OF EXCAVATED MATERIALS
- CRANE BASE
- EXTENT OF TEMPORARY HOARDING
- EXTENT OF EXISTING FENCING
- 1.2M WIDE TEMPORARY PEDESTRIAN FOOTPATH
- 3.5M WIDE TEMPORARY HAUL ROAD
- BUSH FIRE & ECOLOGY, VEGETATION LEGEND
- HIGH CONSTRAINTS AREA - E2 ENVIRONMENTAL CONSERVATION
- MODERATE CONSTRAINTS AREA
- LOW CONSTRAINTS AREA
- REPARIAN CORRIDOR
- ASSET PROTECTION ZONE FOR BAL 40
- DIVISION BETWEEN BUSH FIRE PRONE VEGETATION CATEGORY 1 & BUSH FIRE PRONE VEGETATION BUFFER ZONE
- EXISTING VEGETATION MANAGEMENT ZONE 1
- EXISTING VEGETATION MANAGEMENT ZONE 2

1. NEW ABORIST NOTE ADDED
2. EXTERNAL EGRESS STAIR AMENDED
3. EXISTING BUSH WALK STEPS ADDED

85% TENDER ADDENDUM

T4	28.05.24	85% TENDER ADDENDUM
T3	16.05.24	85% TENDER ADDENDUM
T2	19.04.24	85% TENDER ADDENDUM
T1	22.03.24	ISSUED FOR TENDER
ISSUE	DATE	REVISION

do not scale from drawing, use figured dimensions only
check all dimensions on site before any manufacture or construction

EPPING AQUATIC CENTRE
Stanley Road Epping

CITY OF PARRAMATTA

STRUCTURAL	- TTW
CIVIL	- TTW
SERVICES	- JHA
LANDSCAPE	- TBLA

SITE MANAGEMENT PLAN

AR012	REV T4
-------	--------

PROJECT #	22028
SCALE	As indicated@A1

DRAWN BY	EH
CHECKED BY	Checker
PRINT DATE	30/05/2024 11:11:35 AM

brewster horth architects
4-14 foster st.
surry hills nsw 2010
02 8231 7100
brewsterhorth.com.au

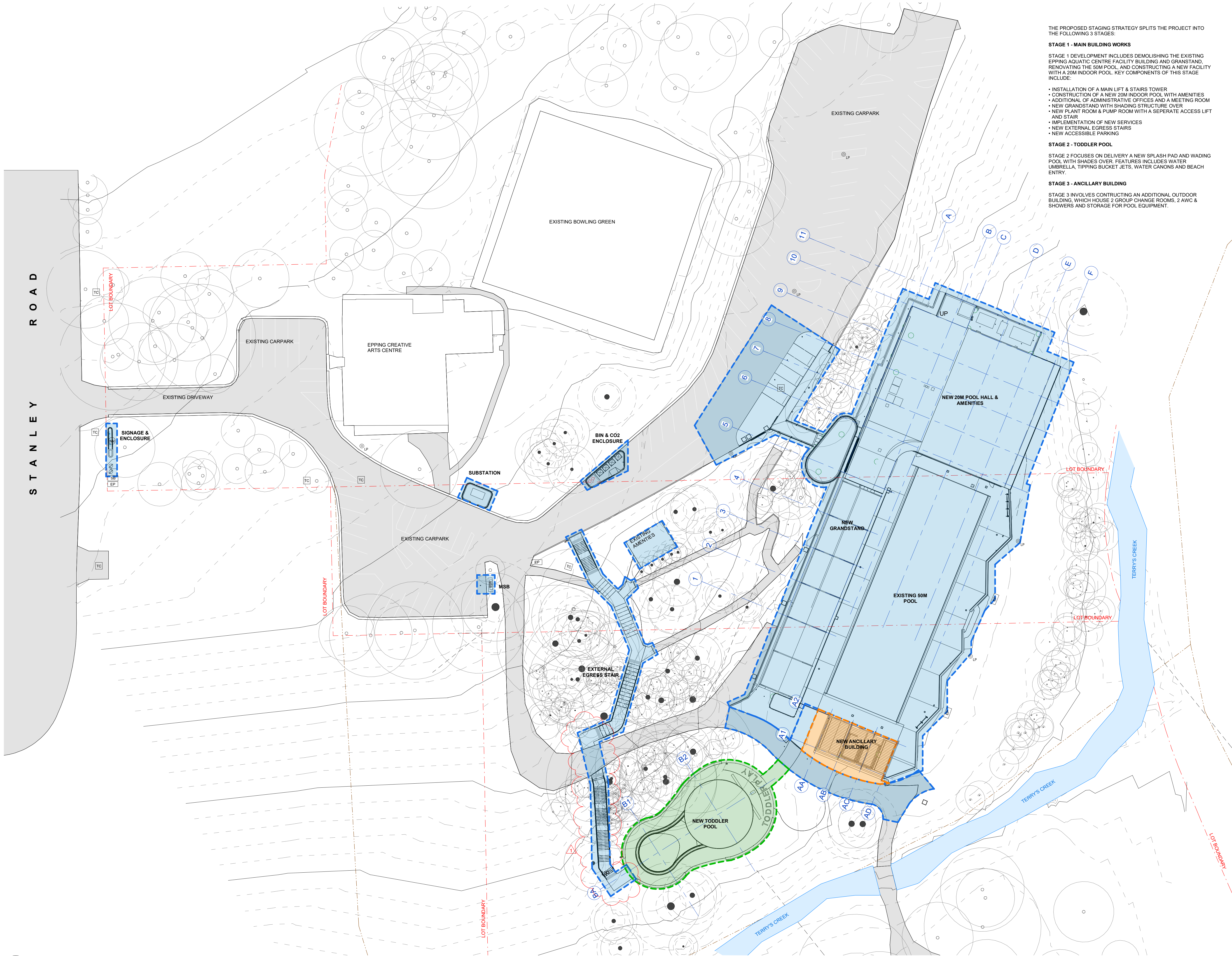
NOMINATED ARCHITECTS	
IAN BREWSTER	REG 5561
ANDREW HUORTH	REG 5413
LARRY MELOCCO	REG 5418

© COPYRIGHT OF BREWSTER HUORTH PTY LIMITED.
ACN 002 513 153

ALL RIGHTS RESERVED. FIGURED DIMENSIONS SHALL BE TAKEN IN PREFERENCE TO SCALING. THE CONTRACTOR SHALL CHECK ALL DIMENSIONS ON SITE BEFORE COMMENCING WORK. BREWSTER HUORTH ARCHITECTS IS A DIVISION OF BREWSTER HUORTH PTY LIMITED.

NOT FOR CONSTRUCTION

1 PRECINCT PLAN - SITE MANAGEMENT PLAN
AR012 1 : 350



THE PROPOSED STAGING STRATEGY SPLITS THE PROJECT INTO THE FOLLOWING 3 STAGES.

STAGE 1 - MAIN BUILDING WORKS

STAGE 1 DEVELOPMENT INCLUDES DEMOLISHING THE EXISTING EPPING AQUATIC CENTRE FACILITY BUILDING AND GRANDSTAND, RENOVATING THE 50M POOL, AND CONSTRUCTING A NEW FACILITY WITH A 20M INDOOR POOL. KEY COMPONENTS OF THIS STAGE INCLUDE:

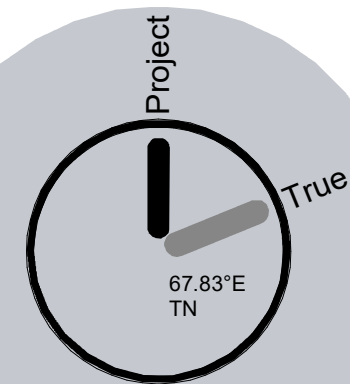
- INSTALLATION OF A MAIN LIFT & STAIRS TOWER
- CONSTRUCTION OF A NEW 20M INDOOR POOL WITH AMENITIES
- ADDITIONAL OF ADMINISTRATIVE OFFICES AND A MEETING ROOM
- NEW GRANDSTAND WITH SHADING STRUCTURE OVER
- NEW PLANT ROOM & PUMP ROOM WITH A SEPERATE ACCESS LIFT AND STAIR
- IMPLEMENTATION OF NEW SERVICES
- NEW EXTERNAL EGRESS STAIRS
- NEW ACCESSIBLE PARKING

STAGE 2 - TODDLER POOL

STAGE 2 FOCUSES ON DELIVERY A NEW SPLASH PAD AND WADING POOL WITH SHADES OVER. FEATURES INCLUDES WATER UMBRELLA, TIPPING BUCKET JETS, WATER CANONS AND BEACH ENTRY.

STAGE 3 - ANCILLARY BUILDING

STAGE 3 INVOLVES CONTRACTING AN ADDITIONAL OUTDOOR BUILDING, WHICH HOUSE 2 GROUP CHANGE ROOMS, 2 AWC & SHOWERS AND STORAGE FOR POOL EQUIPMENT.



LEGEND

- STAGE 1 - MAIN BUILDING WORKS
- STAGE 2 - TODDLER POOL
- STAGE 3 - ANCILLARY BUILDING

1. EXTERNAL EGRESS STAIR AMENDED

85% TENDER ADDENDUM

T4	28.05.24	85% TENDER ADDENDUM
T3	19.04.24	85% TENDER ADDENDUM
T2	05.04.24	85% TENDER ADDENDUM
T1	22.03.24	ISSUED FOR TENDER
ISSUE	DATE	REVISION

do not scale from drawing, use figured dimensions only
check all dimensions on site before any manufacture or construction

EPPING AQUATIC CENTRE

Stanley Road Epping



CITY OF
PARRAMATTA

STRUCTURAL - TTW
CIVIL - TTW
SERVICES - JHA
LANDSCAPE - TBLA

SITE STAGING PLAN

AR013 REV T4

PROJECT # 22028
SCALE As indicated@A1

DRAWN BY Author
CHECKED BY Checker
PRINT DATE 29/05/2024 4:18:20 PM



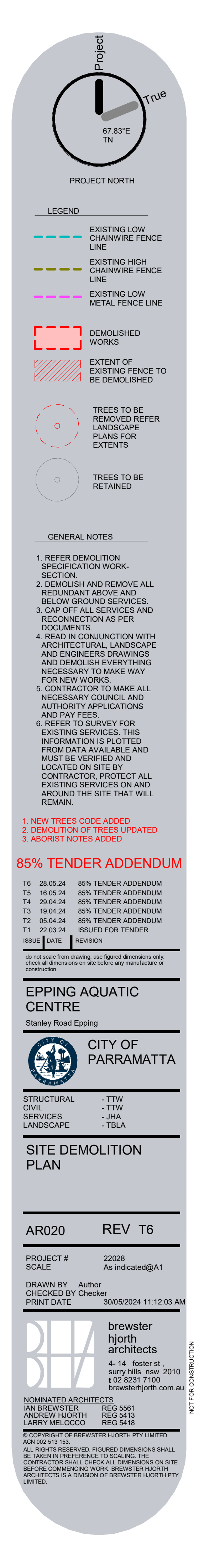
brewster
horth
architects

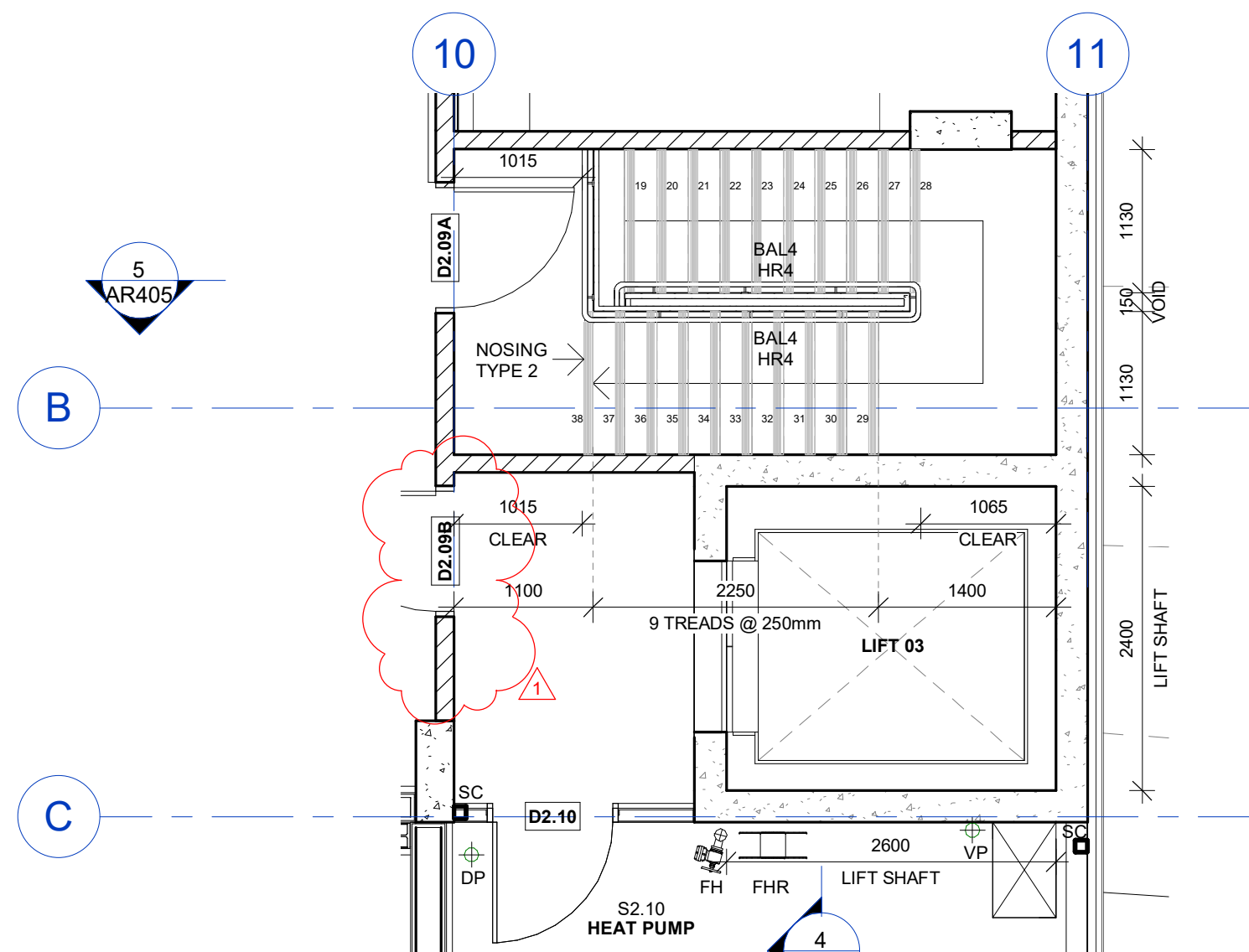
4-14 foster st.
surry hills nsw 2010
t02 8231 7100
brewsterhorth.com.au

NOMINATED ARCHITECTS
IAN BREWSTER REG 5561
ANDREW HORTH REG 5413
LARRY MELOCCO REG 5418

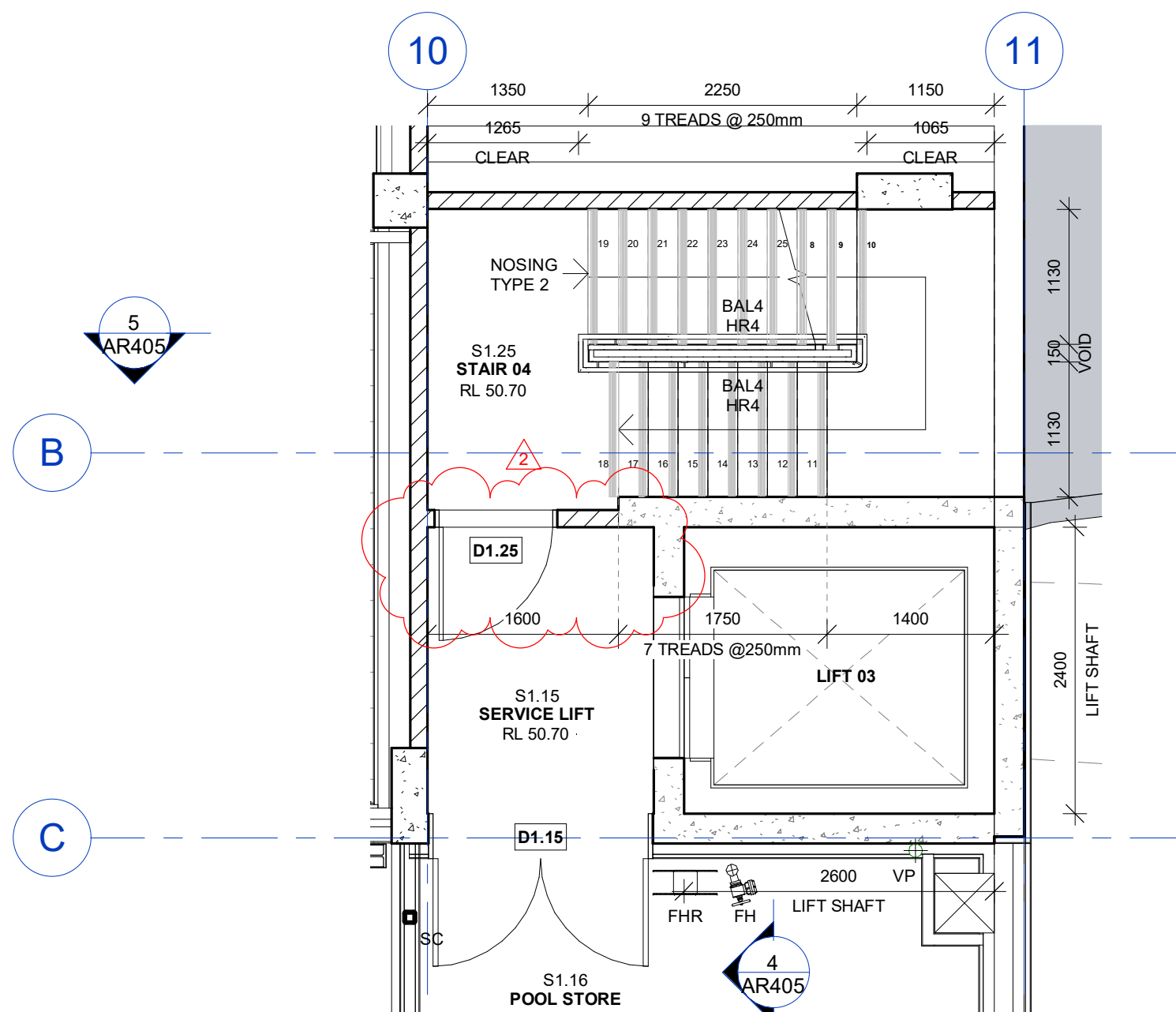
© COPYRIGHT OF BREWSTER HORTH PTY LIMITED.
ACN 002 513 153
ALL RIGHTS RESERVED. FIGURED DIMENSIONS SHALL
BE TAKEN IN PREFERENCE TO SCALING. THE
CONTRACTOR SHALL CHECK ALL DIMENSIONS ON SITE
BEFORE COMMENCING WORK. BREWSTER HORTH
ARCHITECTS IS A DIVISION OF BREWSTER HORTH PTY
LIMITED.

NOT FOR CONSTRUCTION

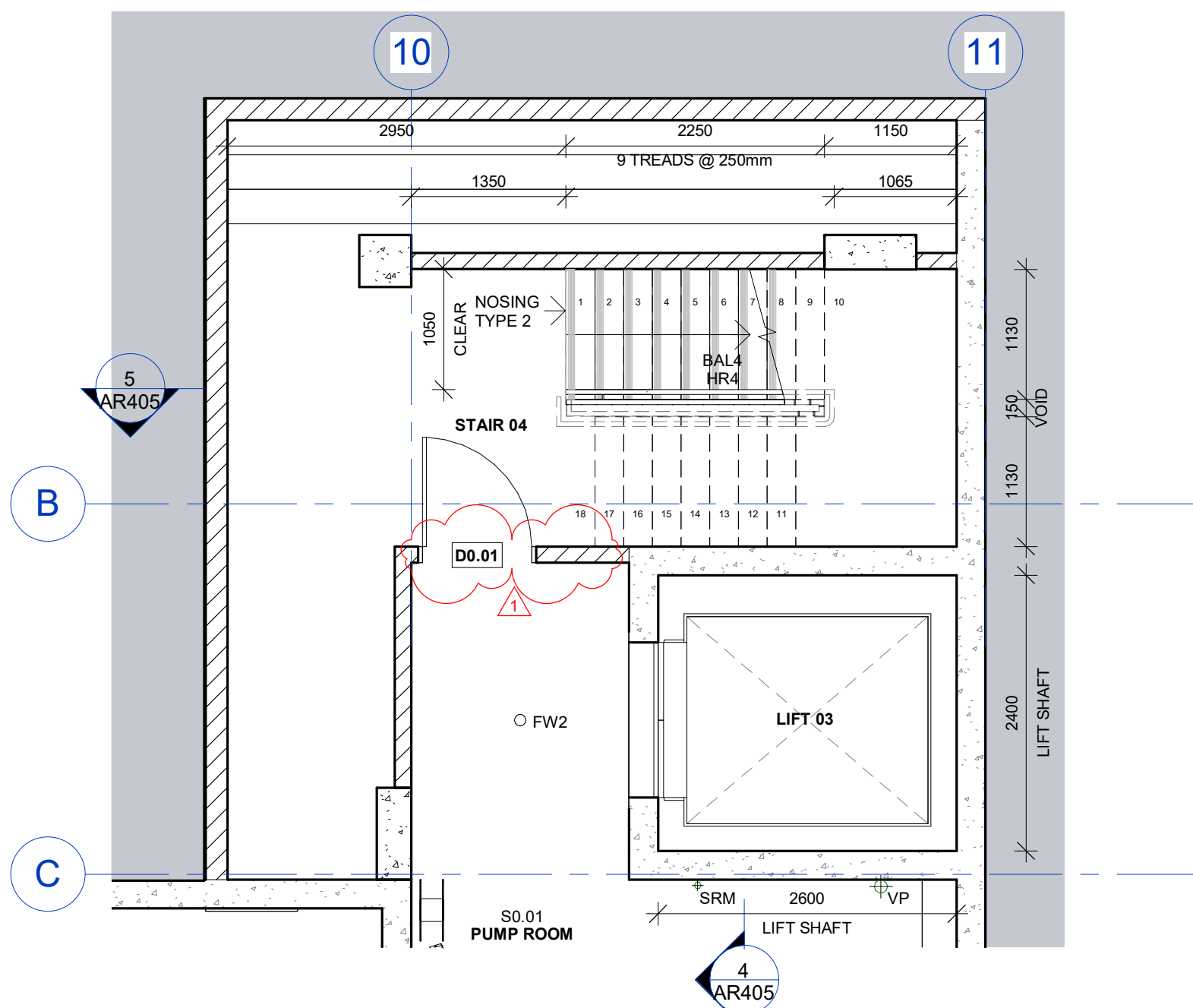




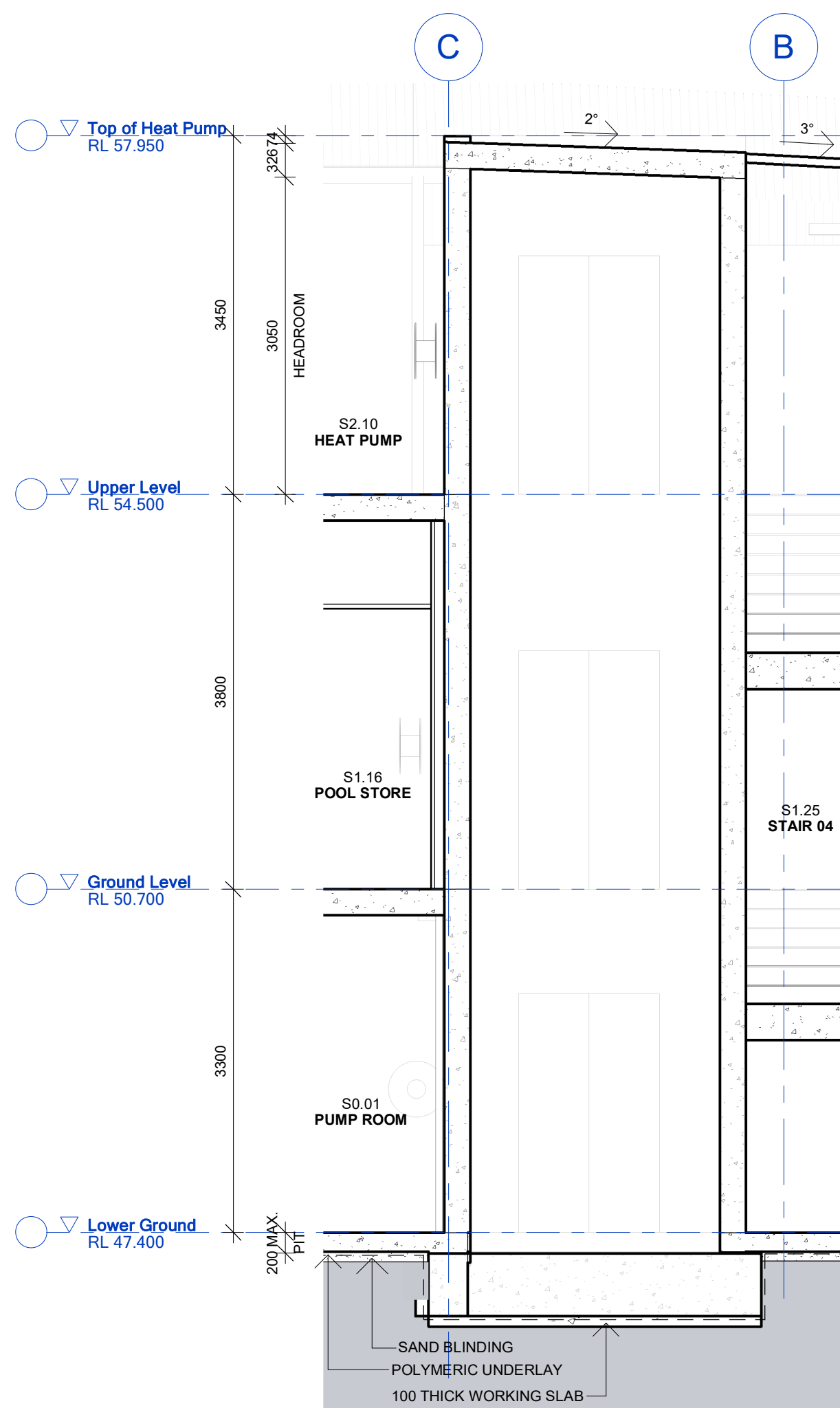
1 STAIR 04 AND LIFT 03 - UPPER LEVEL PLAN
AR405 1 : 50



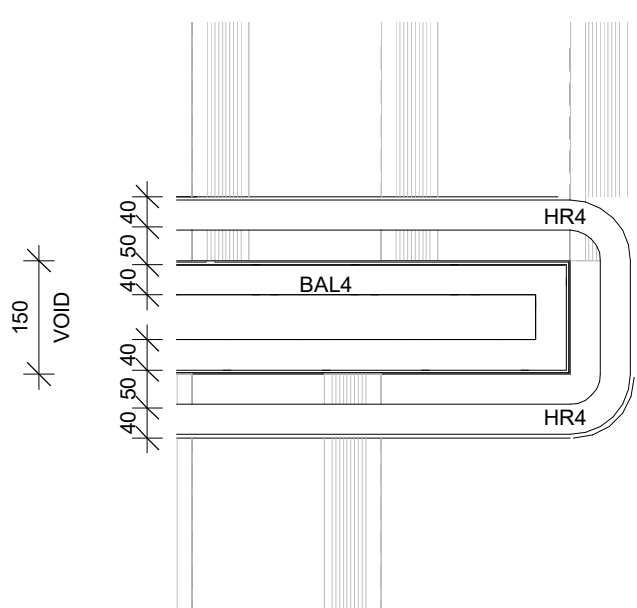
2 STAIR 04 AND LIFT 03 - GROUND LEVEL PLAN
AR405 1 : 50



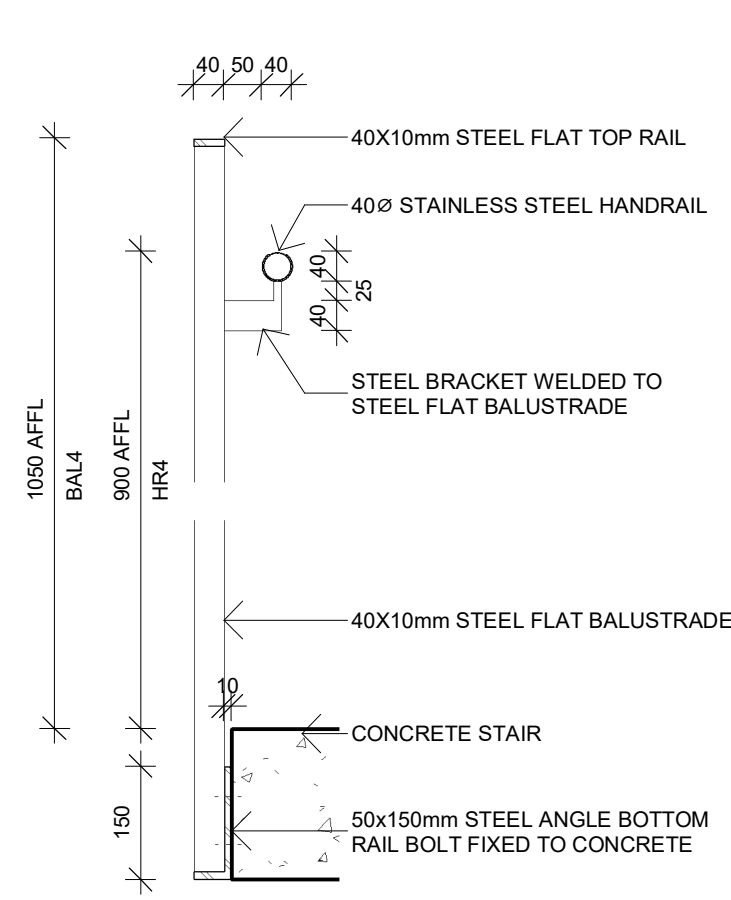
3 STAIR 04 AND LIFT 03 - LOWER GROUND LEVEL PLAN
AR405 1 : 50



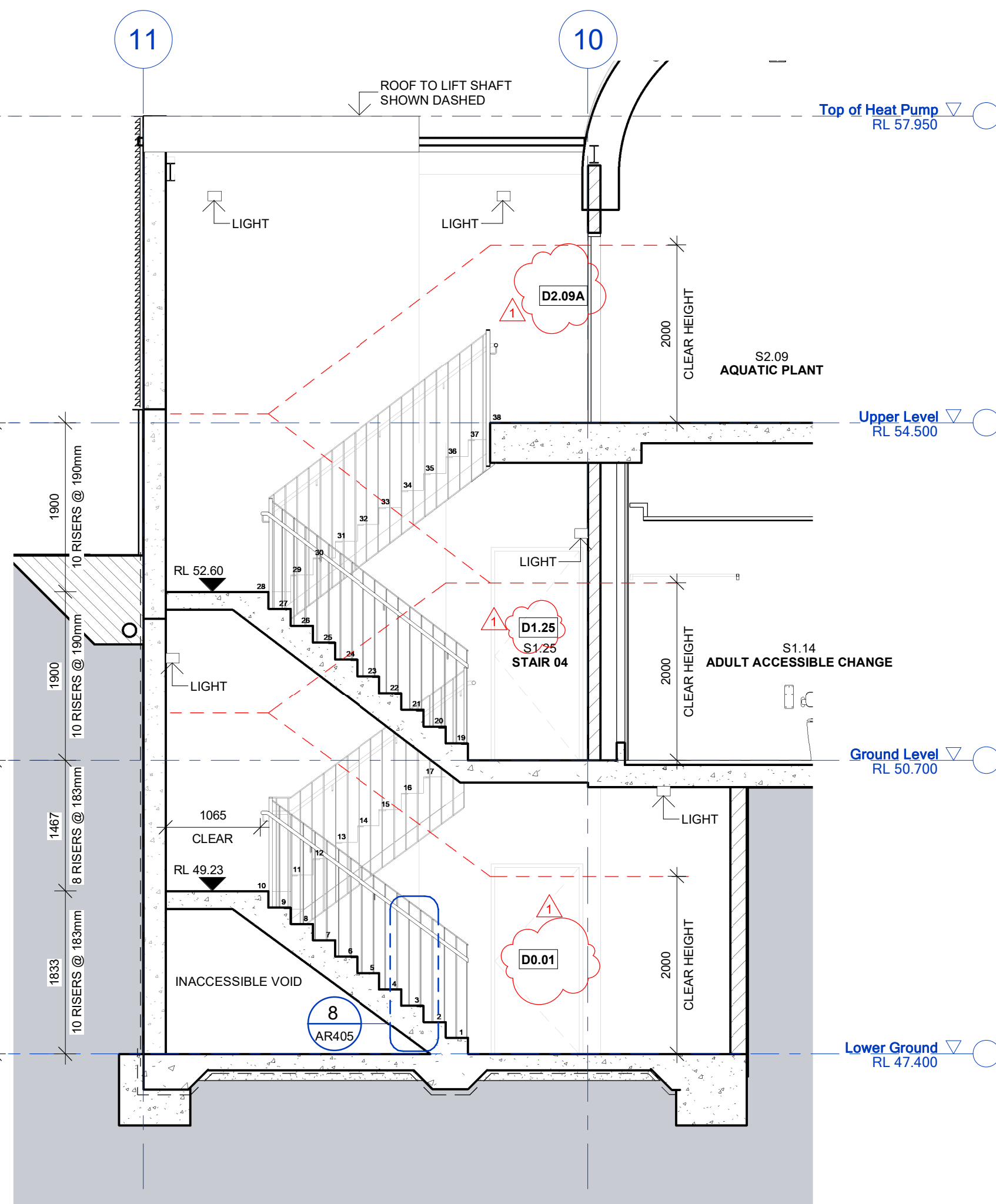
4 LIFT 03 - SECTION
AR405 1 : 50



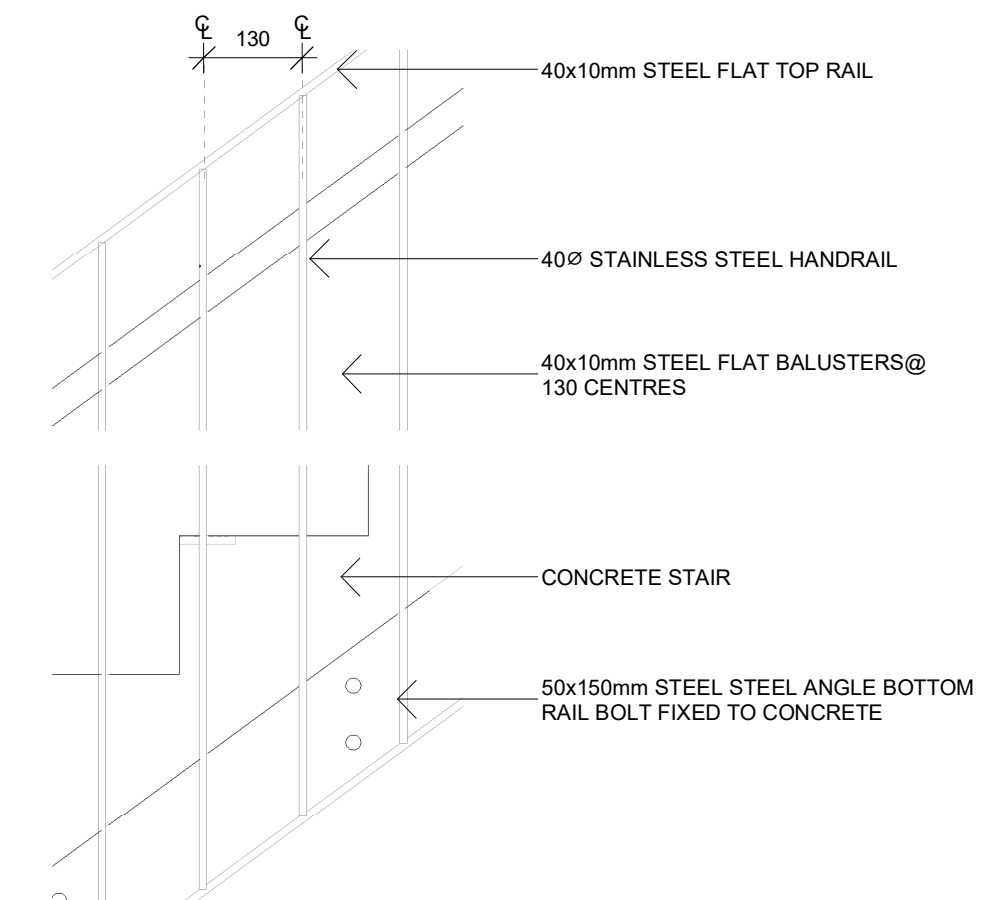
6 BAL4 AND HR4 - PLAN DETAIL
AR405 1 : 10



7 BAL4 AND HR4 - SECTION DETAIL
AR405 1 : 10



5 STAIR 04 - SECTION
AR405 1 : 50



8 BAL4 AND HR4 - ELEVATION DETAIL
AR405 1 : 10

LEGEND

	EXISTING GROUND
	BACK FILL
	LANDSCAPE FILL
	CONTROLLED FILL
	FRL 120/120/120

FINISHES LEGEND

ABS	TIMBER LOOK ALUMINIUM BATTEN SUNSHADE
AL#	ALUMINIUM CLADDING (TYPE 1, 2, 3)
AWL#	ACOUSTIC WALL LINING (TYPE 1, 2, 3)
CB#	BROOMED CONCRETE FLOOR, REFER TO LANDSCAPE ARCHITECT
CR	CEMENT RENDER
CT#	CERAMIC TILE (TYPE 1, 2, 3)
FB#	MASONRY BLOCK (TYPE 1, 2, 3)
FC#	FIBRE CEMENT PANEL (TYPE 1, 2, 3)
FG#	FIXED GLAZING (TYPE 1, 2, 3)
LV#	POWDERCOATED ALUMINIUM LOUVRE (TYPE 1, 2, 3)
MC#	METAL CLADDING (TYPE 1, 2, 3)
MDR#	METAL DECK ROOF (TYPE 1, 2, 3)
OFC	OFF FORM CONCRETE
PA#	PAINT FINISH (TYPE 1, 2, 3)
SP	PAINTED STEEL (TYPE 1, 2, 3)
SSTM	STAINLESS STEEL METRIC CABLES
TB#	TIMBER WALL LINING (TYPE 1, 2, 3)
TM	TENSILE MESH
TS#	TENSILE SUNSHADING FABRIC (TYPE 1, 2, 3)

85% TENDER ADDENDUM

1. DOOR TAG ADDED
2. NEW FRL DOOR ADDED

ISSUE	DATE	REVISION
T3	28.05.24	85% TENDER ADDENDUM
T2	05.04.24	85% TENDER ADDENDUM
T1	22.03.24	ISSUED FOR TENDER

do not scale from drawing, use figured dimensions only
check all dimensions on site before any manufacture or construction

EPPING AQUATIC CENTRE

Stanley Road Epping



STRUCTURAL	- TTW
CIVIL	- TTW
SERVICES	- JHA
LANDSCAPE	- TBLA

SERVICE STAIR AND LIFT

AR405 REV T3

PROJECT # 22028
SCALE As indicated@A1

DRAWN BY EH, JT
CHECKED BY MC
PRINT DATE 29/05/2024 4:18:44 PM



NOMINATED ARCHITECTS
IAN BREWSTER REG 5561
ANDREW HORTH REG 5413
LARRY MELOCCO REG 5418

4-14 foster st,
surry hills nsw 2010
02 8231 7100
brewsterhorth.com.au

© COPYRIGHT OF BREWSTER HORTH PTY LIMITED.
ACN 002 513 153

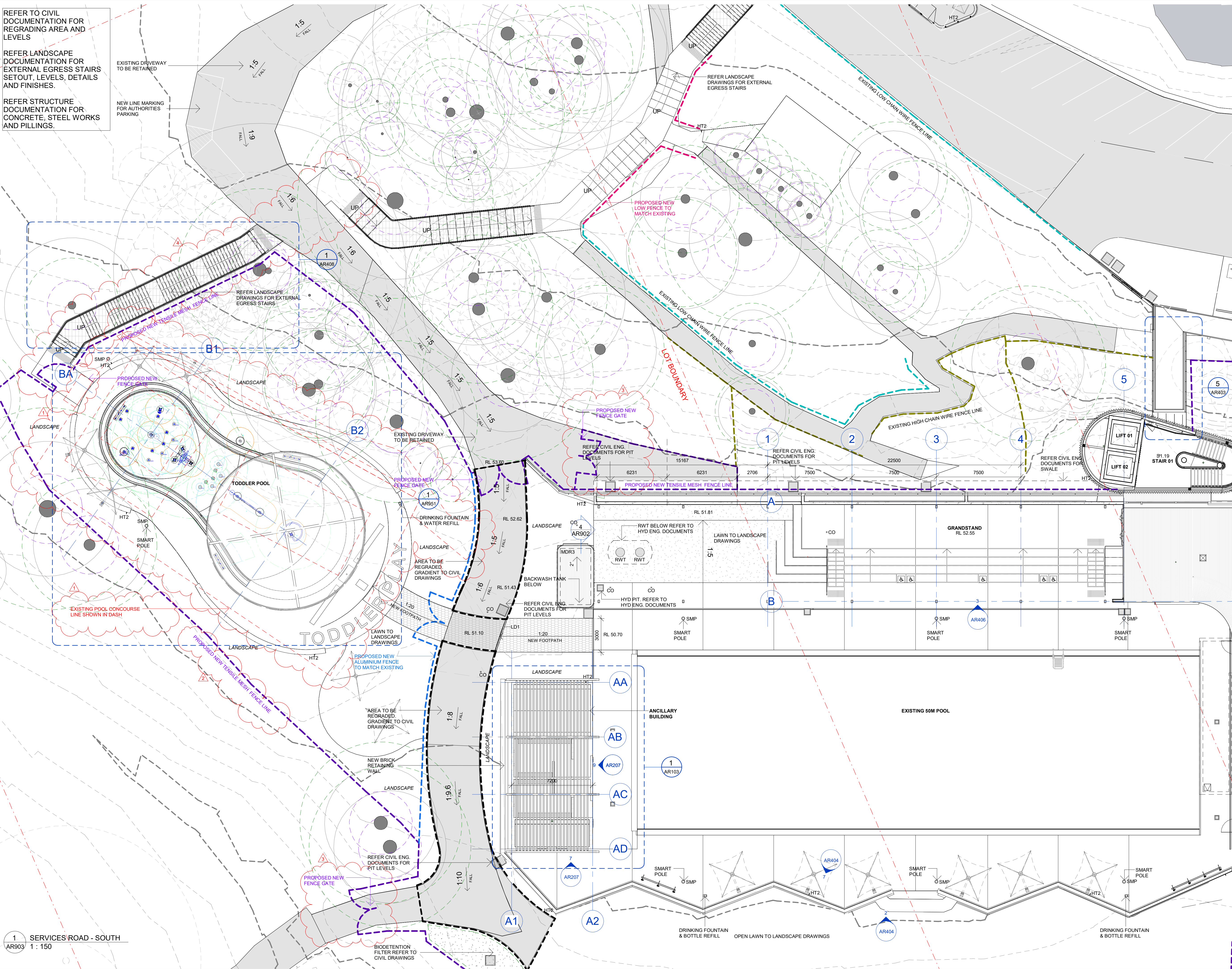
ALL RIGHTS RESERVED. FIGURED DIMENSIONS SHALL
BE TAKEN IN PREFERENCE TO SCALING. THE
CONTRACTOR SHALL CHECK ALL DIMENSIONS ON SITE
BEFORE COMMENCING WORK. BREWSTER HORTH
ARCHITECTS IS A DIVISION OF BREWSTER HORTH PTY
LIMITED.

NOT FOR CONSTRUCTION

REFER TO CIVIL DOCUMENTATION FOR REGRADING AREA AND LEVELS

REFER LANDSCAPE DOCUMENTATION FOR EXTERNAL EGRESS STAIRS SETOUT, LEVELS, DETAILS AND FINISHES.

REFER STRUCTURE DOCUMENTATION FOR CONCRETE, STEEL WORKS AND PILLINGS.



Project North

67.83°E TN

PROJECT NORTH

LEGEND

- ALLOW REGRADING TO AREA TO ALLOW ON GRADE ACCESS TO TODDLER POOL
- NEW PAVEMENT ACCESS TO TODDLER POOL
- TREE PROTECTION ZONE (TPZ)
- STRUCTURAL ROOT ZONE (SRZ)

GENERAL NOTES

- REFER TO STRUCTURAL ENGINEER'S DRAWINGS FOR DETAILS OF FOOTINGS, SLABS, STAIRS, AND RAMPS, AND ALL OTHER STRUCTURAL DETAILS.
- REFER TO CIVIL ENGINEER'S DRAWINGS FOR CIVIL WORKS INCLUDING ROADWORKS, ROAD DETAILS AND PAVED AREAS.
- REFER TO LANDSCAPE ARCHITECT'S DRAWINGS AND SPECIFICATION FOR ALL LANDSCAPE WORKS.
- REFER TO SERVICES ENGINEER'S DRAWINGS AND SPECIFICATION FOR DETAILS OF INTERNAL AND EXTERNAL SERVICES.
- ALL SERVICES CONCEALED. NO SURFACE MOUNTED SERVICES RETICULATION.
- CONTRACTOR TO VERIFY SETOUT TO BOUNDARY PRIOR TO CONSTRUCTION.
- CONTRACTOR TO COORDINATE ALL ELECTRICAL SERVICES, HYDRAULIC SERVICES AND CIVIL WORKS PRIOR TO INSTALLATION.

1. EXISTING POOL CONCOURSE LINE ADDED

2. ANNOTATION AMENDED TO NEW TENSILE FENCE

3. NEW ANNOTATION ADDED AND GATE AMENDED TO ALLOW TURNING CIRCLE

4. EXTERNAL EGRESS STAIR AMENDED

85% TENDER ADDENDUM

T4	28.05.24	85% TENDER ADDENDUM
T3	19.04.24	85% TENDER ADDENDUM
T2	05.04.24	85% TENDER ADDENDUM
T1	22.03.24	85% TENDER ADDENDUM

ISSUE DATE REVISION

do not scale from drawing, use figured dimensions only. check all dimensions on site before any manufacture or construction.

EPPING AQUATIC CENTRE

Stanley Road Epping

CITY OF PARRAMATTA

STRUCTURAL	- TTW
CIVIL	- TTW
SERVICES	- JHA
LANDSCAPE	- TBLA

EXTERNAL WORKS - SHEET 04

AR903	REV T4
-------	--------

PROJECT #	22028
SCALE	As indicated@A1

DRAWN BY	EH
CHECKED BY	Checker
PRINT DATE	30/05/2024 11:13:25 AM

brewster horth architects

4-14 foster st, surry hills nsw 2010
t02 8231 7100
brewsterhorth.com.au

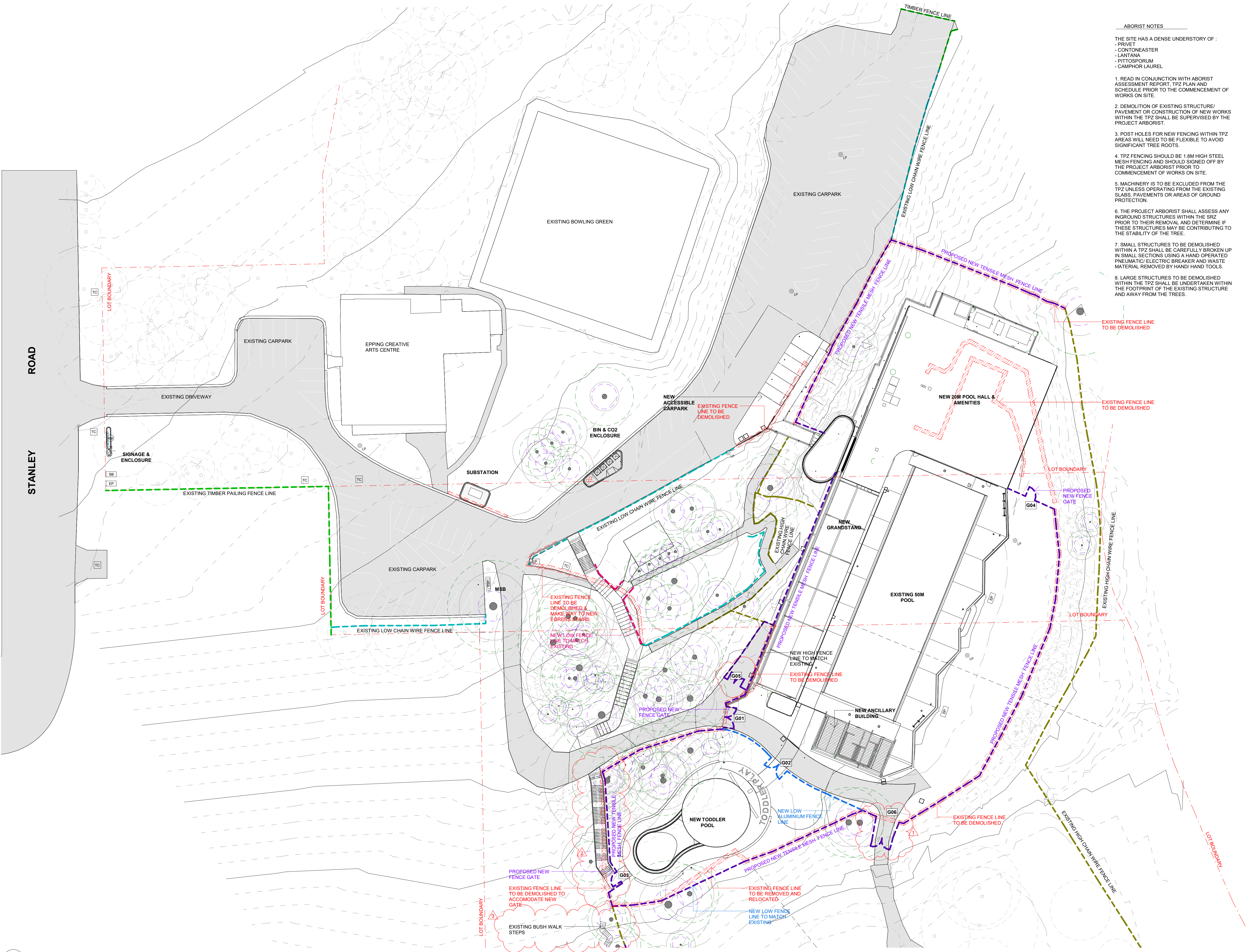
NOMINATED ARCHITECTS

IAN BREWSTER REG 5561
ANDREW HORTH REG 5413
LARRY MELOCCO REG 5418

© COPYRIGHT OF BREWSTER HORTH PTY LIMITED.
ACN 002 513 153

ALL RIGHTS RESERVED. FIGURED DIMENSIONS SHALL BE TAKEN IN PREFERENCE TO SCALING. THE CONTRACTOR SHALL CHECK ALL DIMENSIONS ON SITE BEFORE COMMENCING WORK. BREWSTER HORTH ARCHITECTS IS A DIVISION OF BREWSTER HORTH PTY LIMITED.

NOT FOR CONSTRUCTION



- ARBORIST NOTES
- THE SITE HAS A DENSE UNDERSTORY OF :
- PRIVET
 - CONTONEASTER
 - LANTANA
 - PITTOSPORUM
 - CAMPHOR LAUREL
1. READ IN CONJUNCTION WITH ARBORIST ASSESSMENT REPORT, TPZ PLAN AND SCHEDULE PRIOR TO THE COMMENCEMENT OF WORKS ON SITE.
 2. DEMOLITION OF EXISTING STRUCTURE/ PAVEMENT OR CONSTRUCTION OF NEW WORKS WITHIN THE TPZ SHALL BE SUPERVISED BY THE PROJECT ARBORIST.
 3. POST HOLES FOR NEW FENCING WITHIN TPZ AREAS WILL NEED TO BE FLEXIBLE TO AVOID SIGNIFICANT TREE ROOTS.
 4. TPZ FENCING SHOULD BE 1.8M HIGH STEEL MESH FENCING AND SHOULD SIGNED OFF BY THE PROJECT ARBORIST PRIOR TO COMMENCEMENT OF WORKS ON SITE.
 5. MACHINERY IS TO BE EXCLUDED FROM THE TPZ UNLESS OPERATING FROM THE EXISTING SLABS, PAVEMENTS OR AREAS OF GROUND PROTECTION.
 6. THE PROJECT ARBORIST SHALL ASSESS ANY INGROUND STRUCTURES WITHIN THE SRZ PRIOR TO THEIR REMOVAL AND DETERMINE IF THESE STRUCTURES MAY BE CONTRIBUTING TO THE STABILITY OF THE TREE.
 7. SMALL STRUCTURES TO BE DEMOLISHED WITHIN A TPZ SHALL BE CAREFULLY BROKEN UP IN SMALL SECTIONS USING A HAND OPERATED PNEUMATIC/ ELECTRIC BREAKER AND WASTE MATERIAL REMOVED BY HAND/ HAND TOOLS.
 8. LARGE STRUCTURES TO BE DEMOLISHED WITHIN THE TPZ SHALL BE UNDERTAKEN WITHIN THE FOOTPRINT OF THE EXISTING STRUCTURE AND AWAY FROM THE TREES.

Project

67.83°E
TN

True

PROJECT NORTH

LEGEND

EXISTING LOW CHAINWIRE FENCE LINE TO BE RETAINED

EXISTING HIGH CHAINWIRE FENCE LINE TO BE RETAINED

EXISTING LOW ALUMINIUM FENCE LINE TO BE RETAINED

EXISTING TIMBER PAILING FENCE TO BE RETAINED

PROPOSED NEW 1.8M HIGH TENSILE MESH FENCE LINE (TYPE 1)

PROPOSED NEW 1.2M HIGH ALUMINIUM FENCE (TYPE 2)

PROPOSED NEW LOW FENCE LINE TO MATCH EXISTING (TYPE 3)

PROPOSED NEW 1.8M HIGH SECURE MESH FENCE LINE (TYPE 4)

LOT BOUNDARY

EXISTING FENCE LINE TO BE DEMOLISHED

EXTENT OF SITE WORKS

EXTENT OF INFRASTRUCTURE WORKS

TREE PROTECTION ZONE (TPZ)

STRUCTURAL ROOT ZONE (SRZ)

TREE TO BE REMOVED

1. GATE S&E AMENDED TO ALLOW FOR TURNING CIRCLE

2. EXTERNAL EGRESS STAIR AMENDED

3. EXISTING BUSH WALK STEPS ADDED

85% TENDER ADDENDUM

T4 28.05.24 85% TENDER ADDENDUM

T3 19.04.24 85% TENDER ADDENDUM

T2 05.04.24 85% TENDER ADDENDUM

T1 22.03.24 ISSUED FOR TENDER

ISSUE DATE REVISION

do not scale from drawing, use figured dimensions only

check all dimensions on site before any manufacture or construction

EPPING AQUATIC CENTRE

Stanley Road Epping

CITY OF
PARRAMATTA

STRUCTURAL - TTW

CIVIL - TTW

SERVICES - JHA

LANDSCAPE - TBLA

EXTERNAL WORKS - SHEET 05

AR904 REV T4

PROJECT # 22028

SCALE As indicated@A1

DRAWN BY EH

CHECKED BY Checker

PRINT DATE 30/05/2024 11:34:30 AM

brewster
horth
architects

4-14 foster st.
surry hills nsw 2010
t02 8231 7100
brewsterhorth.com.au

NOMINATED ARCHITECTS

IAN BREWSTER REG 5561

ANDREW HJORTH REG 5413

LARRY MELOCCO REG 5418

© COPYRIGHT OF BREWSTER HJORTH PTY LIMITED.

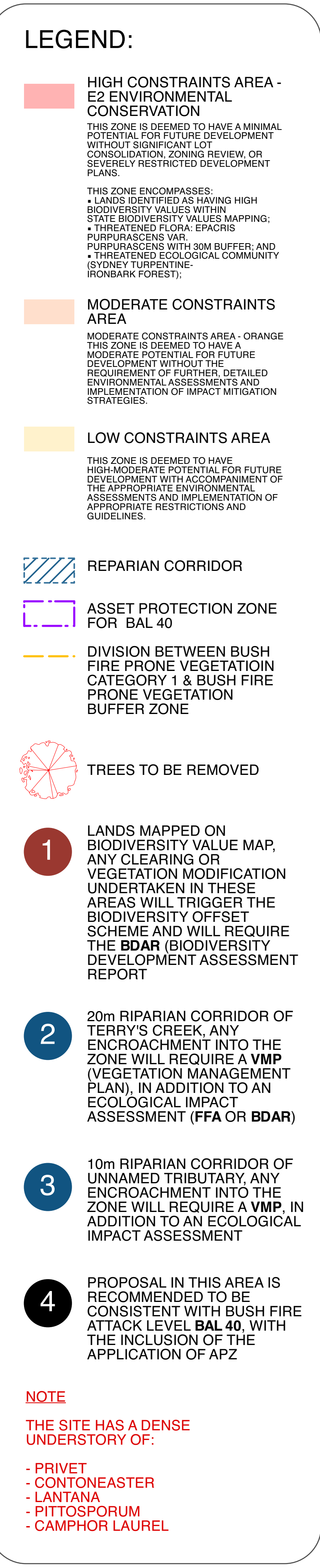
ACN 002 513 153

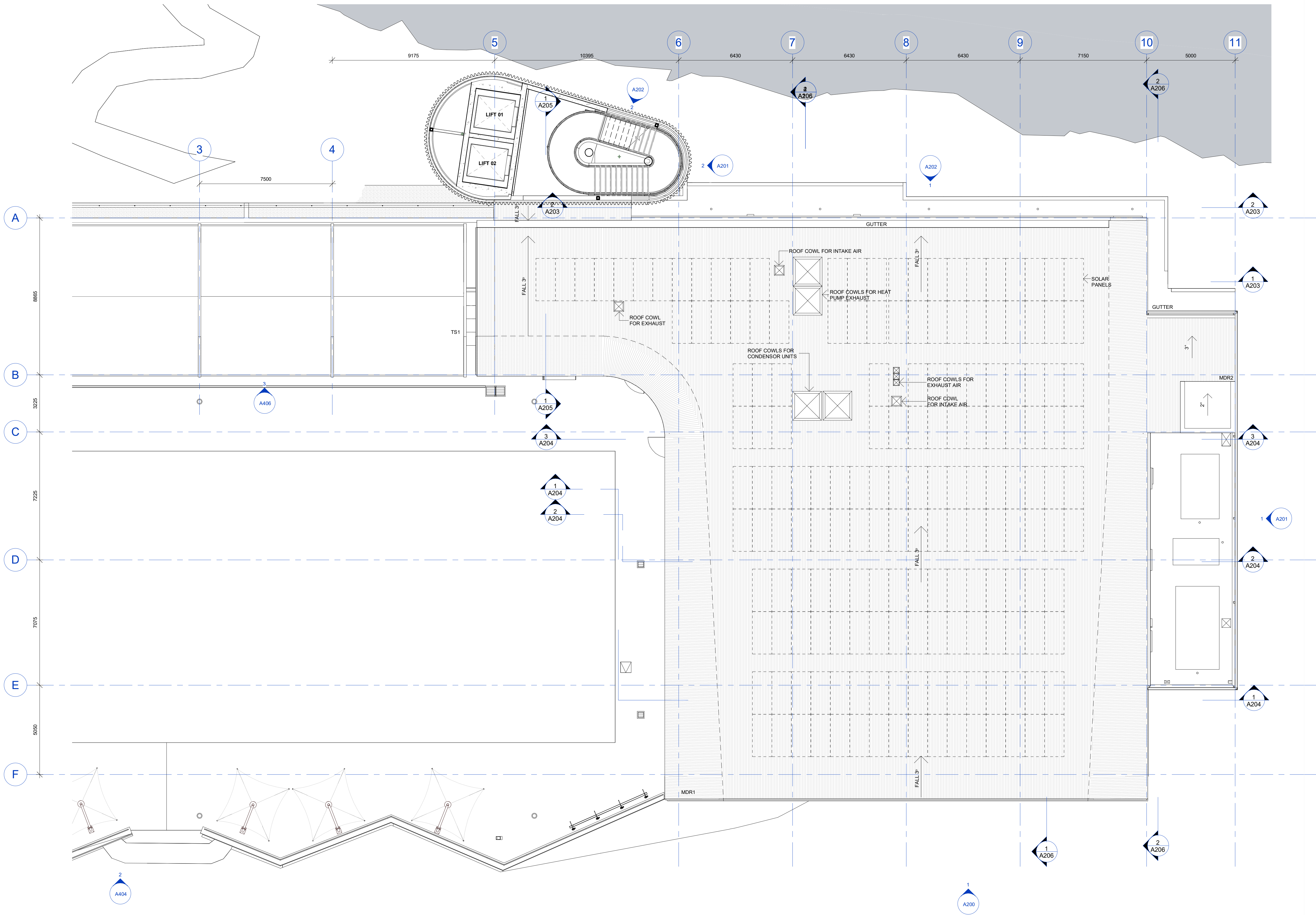
ALL RIGHTS RESERVED. FIGURED DIMENSIONS SHALL BE TAKEN IN PREFERENCE TO SCALING. THE CONTRACTOR SHALL CHECK ALL DIMENSIONS ON SITE BEFORE COMMENCING WORK. BREWSTER HJORTH ARCHITECTS IS A DIVISION OF BREWSTER HJORTH PTY LIMITED.

NOT FOR CONSTRUCTION

1 PRECINT PLAN - FENCING LINE STRATEGY

AR904 1 : 350





Project

67.83°E

TN

True

PROJECT NORTH

FINISHES LEGEND

NOTE: REFER EXTERNAL FINISHES SCHEDULE FOR COLOUR

MDR1 METAL DECK ROOF 1

MDR2 METAL DECK ROOF 2

TS1 TENSILE SUNSHADING FABRIC

85% TENDER ISSUE

T1

22.03.24

ISSUED FOR TENDER

ISSUE

DATE

REVISION

do not scale from drawing, use figured dimensions only

check all dimensions on site before any manufacture or construction

EPPING AQUATIC CENTRE

Stanley Road Epping

CITY OF PARRAMATTA

STRUCTURAL

CIVIL

SERVICES

LANDSCAPE

- TTW

- TTW

- JHA

- TBLA

ROOF NORTH PLAN

A104

REV T1

PROJECT #

22028

SCALE

As indicated@A1

DRAWN BY

Author

CHECKED BY

Checker

PRINT DATE

22/03/2024 8:07:06 PM

brewster
horth
architects

4- 14 foster st.

surry hills nsw 2010

102 8231 7100

brewsterhorth.com.au

NOMINATED ARCHITECTS

IAN BREWSTER REG 5561

ANDREW HUORTH REG 5413

LARRY MELOCCO REG 5418

© COPYRIGHT OF BREWSTER HUORTH PTY LIMITED.

ACN 002 513 153

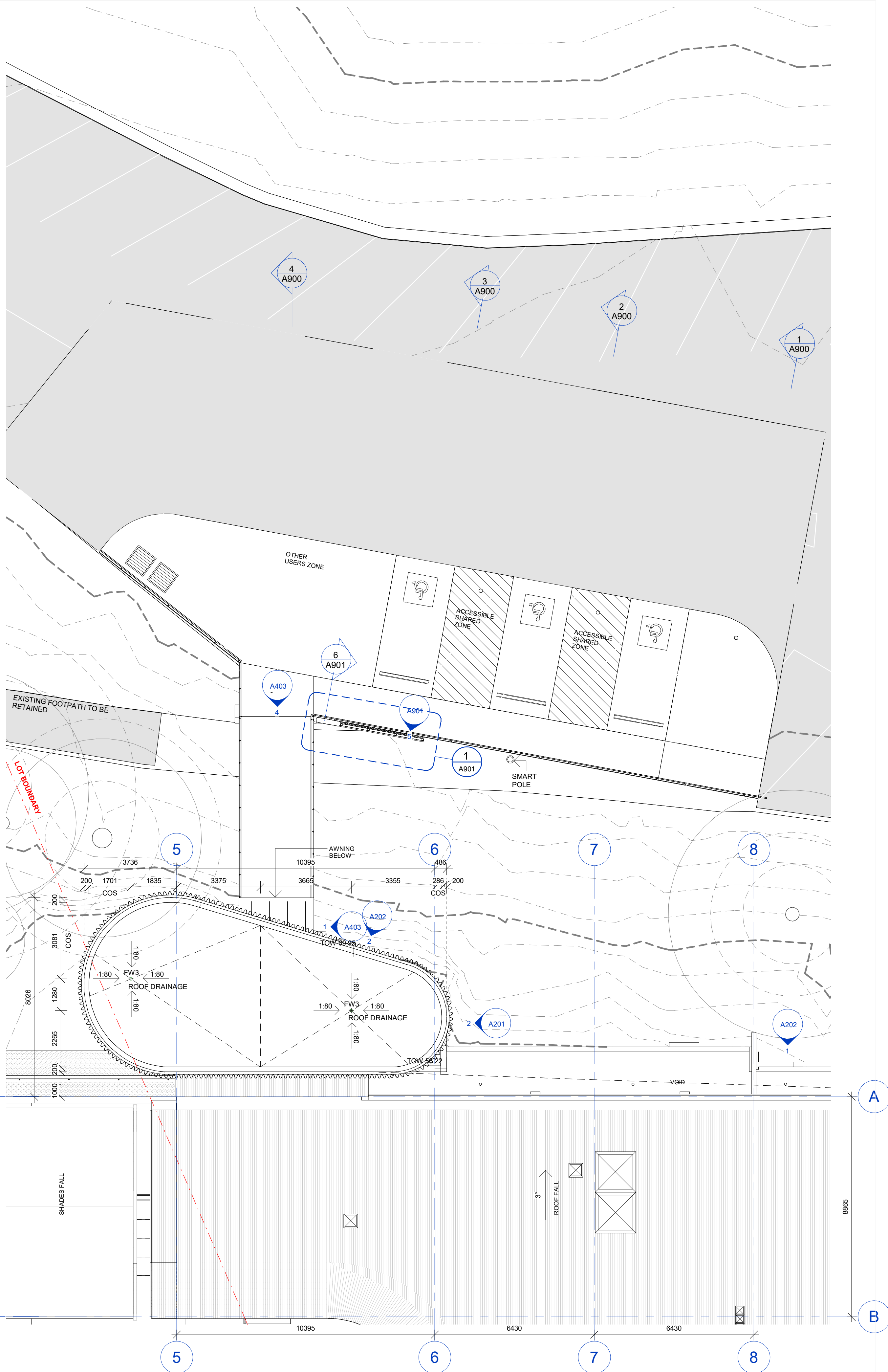
ALL RIGHTS RESERVED. FIGURED DIMENSIONS SHALL BE TAKEN IN PREFERENCE TO SCALING. THE CONTRACTOR SHALL CHECK ALL DIMENSIONS ON SITE BEFORE COMMENCING WORK. BREWSTER HUORTH ARCHITECTS IS A DIVISION OF BREWSTER HUORTH PTY LIMITED.

NOT FOR CONSTRUCTION


REFER TO CIVIL DRAWINGS FOR
REGRADING AREA AND LEVELS



1 ACCESSIBLE CARPARK ENTRY LEVEL PLAN - NORTH
A105 1 : 100



2 LIFT TOWER ROOF PLAN
A105 1 : 100



GENERAL NOTES

1. ALL DIMENSIONS SHALL BE CHECKED ON SITE. NOTIFY THE MAIN CONTRACTOR IMMEDIATELY IF ANY DISCREPANCIES ARE FOUND. FIGURED DIMENSIONS TAKE PRECEDENCE OVER SCALED DIMENSIONS.
2. REFER STRUCTURAL ENGINEERS DOCUMENTATION FOR DETAILS OF CONCRETE AND STEEL WORKS.
3. REFER CIVIL ENGINEERS DOCUMENTATION FOR DETAILS OF PAVING AND EXTERNAL LEVELS.
4. REFER TO AQUATIC CONSULTANT DOCUMENTATION FOR DETAILS OF POOL STRUCTURE, POOL TREATMENT PLANT AND POOL HALL VENTILATION.
5. REFER TO SERVICES ENGINEERS' DRAWINGS & SPECIFICATION FOR DETAILS OF INTERNAL AND EXTERNAL SERVICES.
6. ALL SERVICES CONCEALED. NO SURFACE MOUNTED SERVICES RETICULATION.
7. CONTRACTOR TO COORDINATE ALL SERVICES IN SHOP DRAWINGS & ONSITE PRIOR TO INSTALLATION.
8. CONTRACTOR TO COORDINATE ACCESS HATCHES AS REQUIRED.

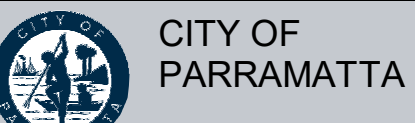
85% TENDER ISSUE

T1	22.03.24	ISSUED FOR TENDER
ISSUE	DATE	REVISION

do not scale from drawing, use figured dimensions only. check all dimensions on site before any manufacture or construction

EPPING AQUATIC CENTRE

Stanley Road Epping



STRUCTURAL - TTW
CIVIL - TTW
SERVICES - JHA
LANDSCAPE - TBLA

LIFT TOWER PLAN

A105 REV T1

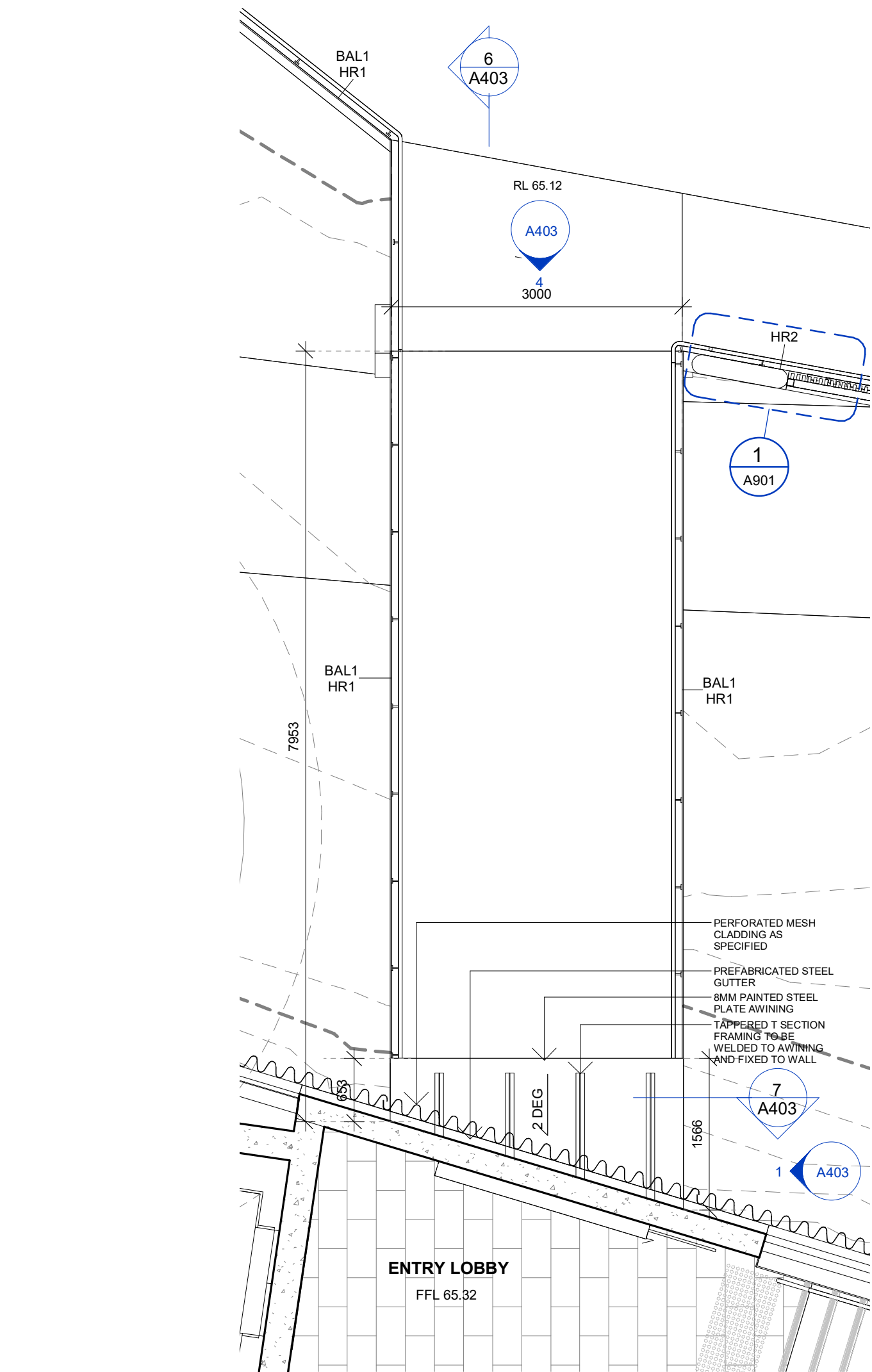
PROJECT # 22028
SCALE As indicated@A1

DRAWN BY Author
CHECKED BY Checker
PRINT DATE 22/03/2024 8:21:13 PM

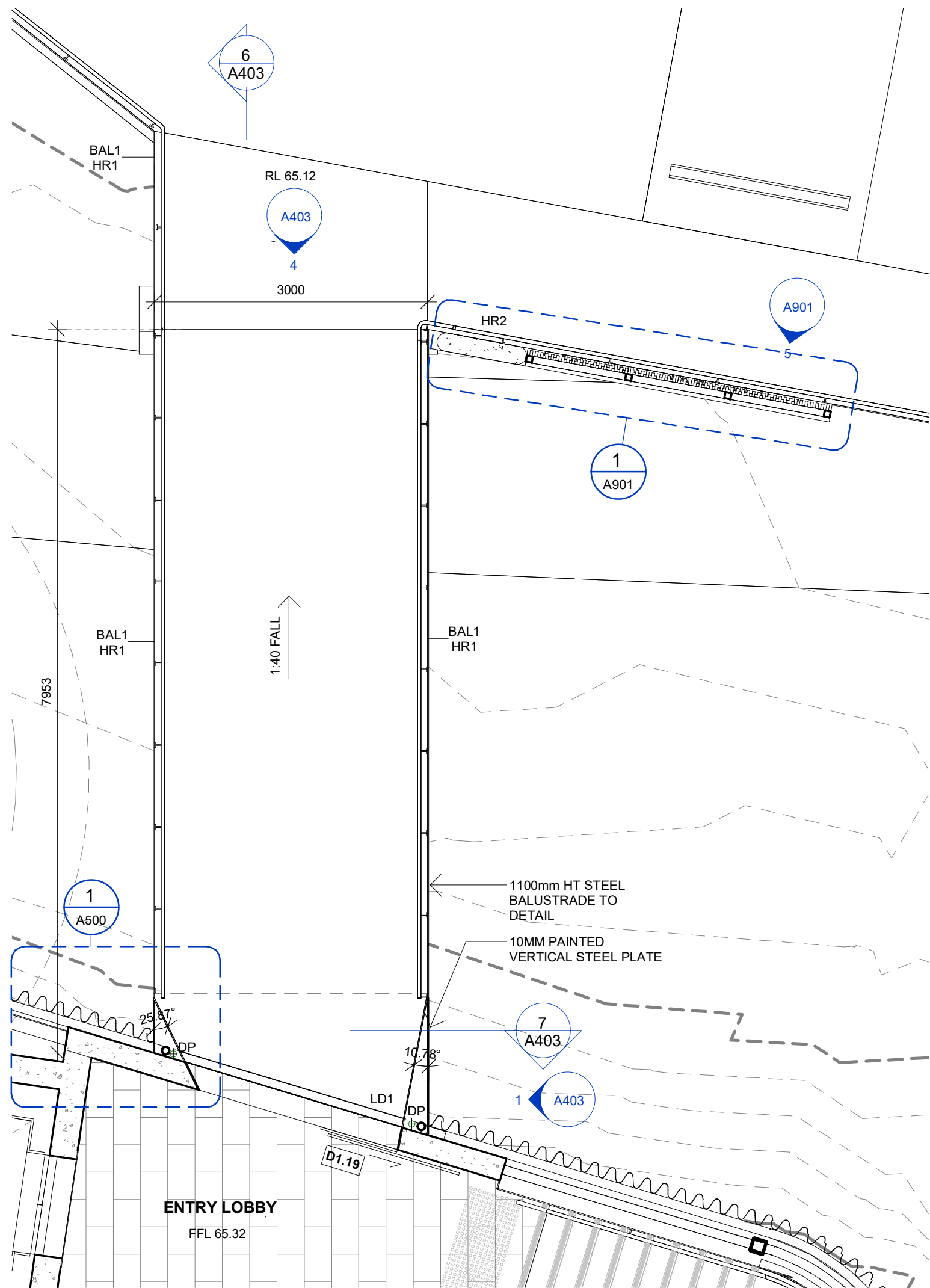
brewster horth architects
4-14 foster st.
surry hills nsw 2010
t02 8231 7100
brewsterhorth.com.au

NOMINATED ARCHITECTS
IAN BREWSTER REG 5561
ANDREW HORTH REG 5413
LARRY MELOCCO REG 5418
© COPYRIGHT OF BREWSTER HORTH PTY LIMITED.
ACN 002 513 153
ALL RIGHTS RESERVED. FIGURED DIMENSIONS SHALL BE TAKEN IN PREFERENCE TO SCALING. THE CONTRACTOR SHALL CHECK ALL DIMENSIONS ON SITE BEFORE COMMENCING WORK. BREWSTER HORTH ARCHITECTS IS A DIVISION OF BREWSTER HORTH PTY LIMITED.

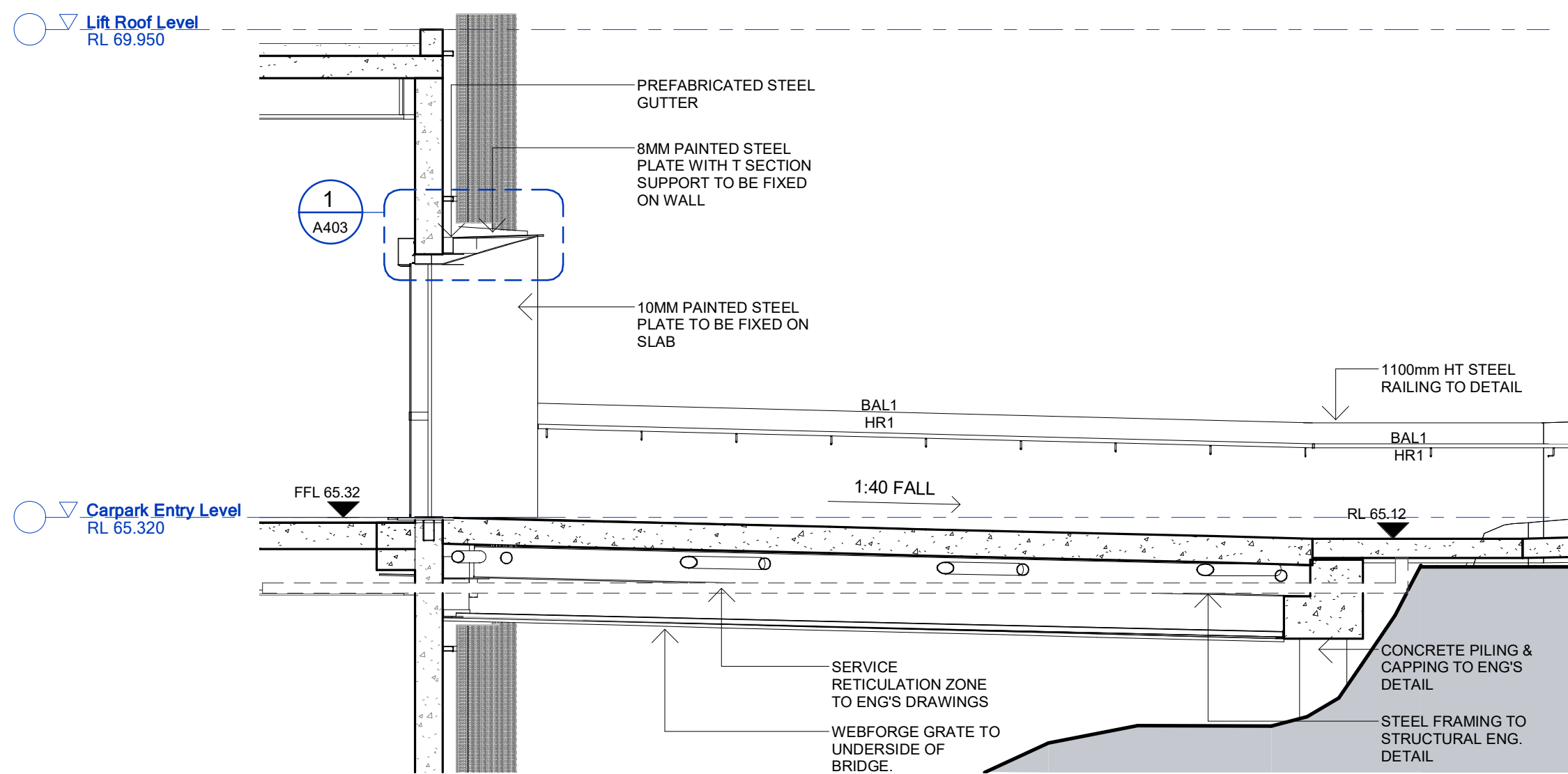
NOT FOR CONSTRUCTION



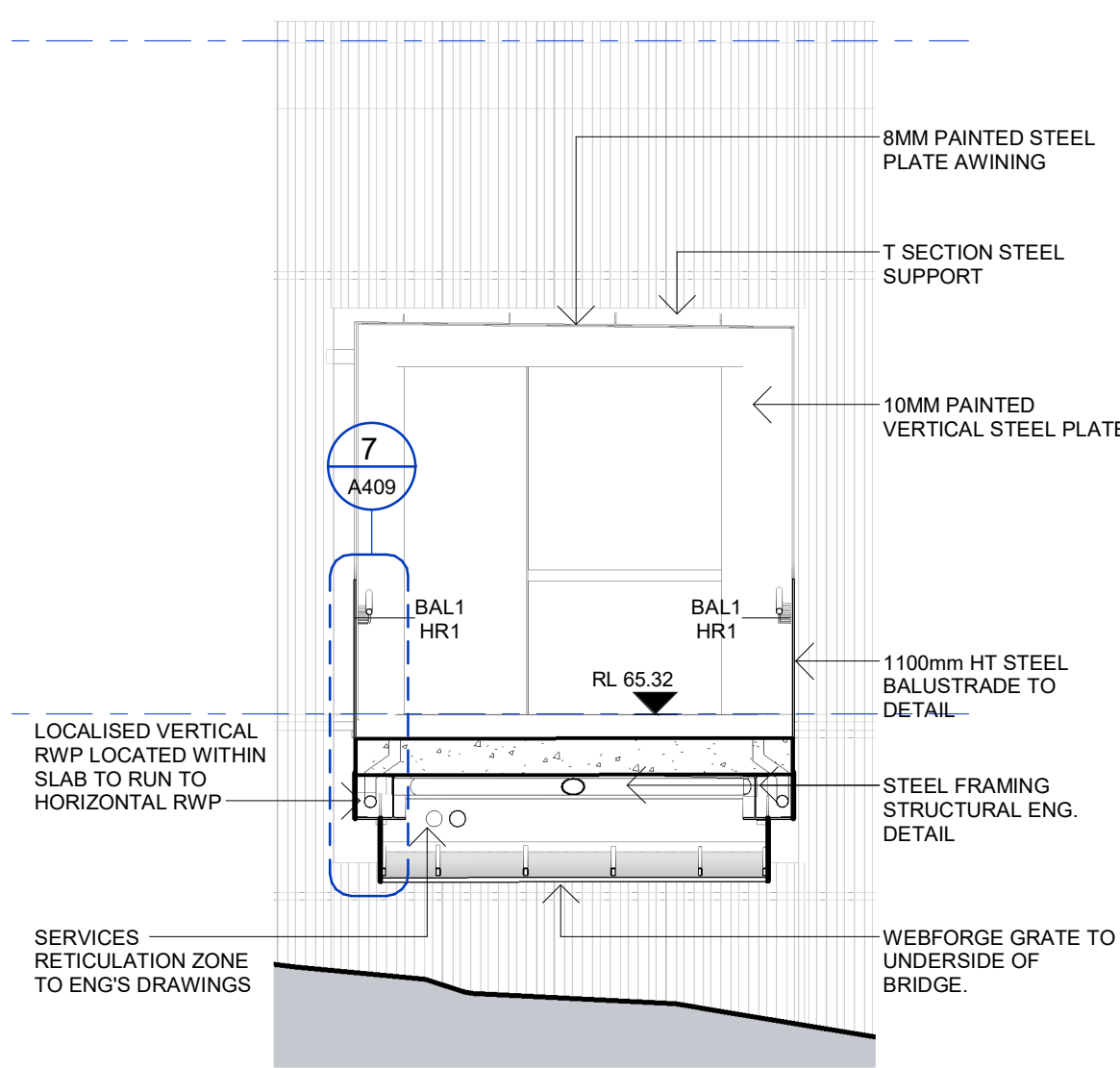
3 ENTRY RAMP ROOF - PLAN
A403 1 : 50



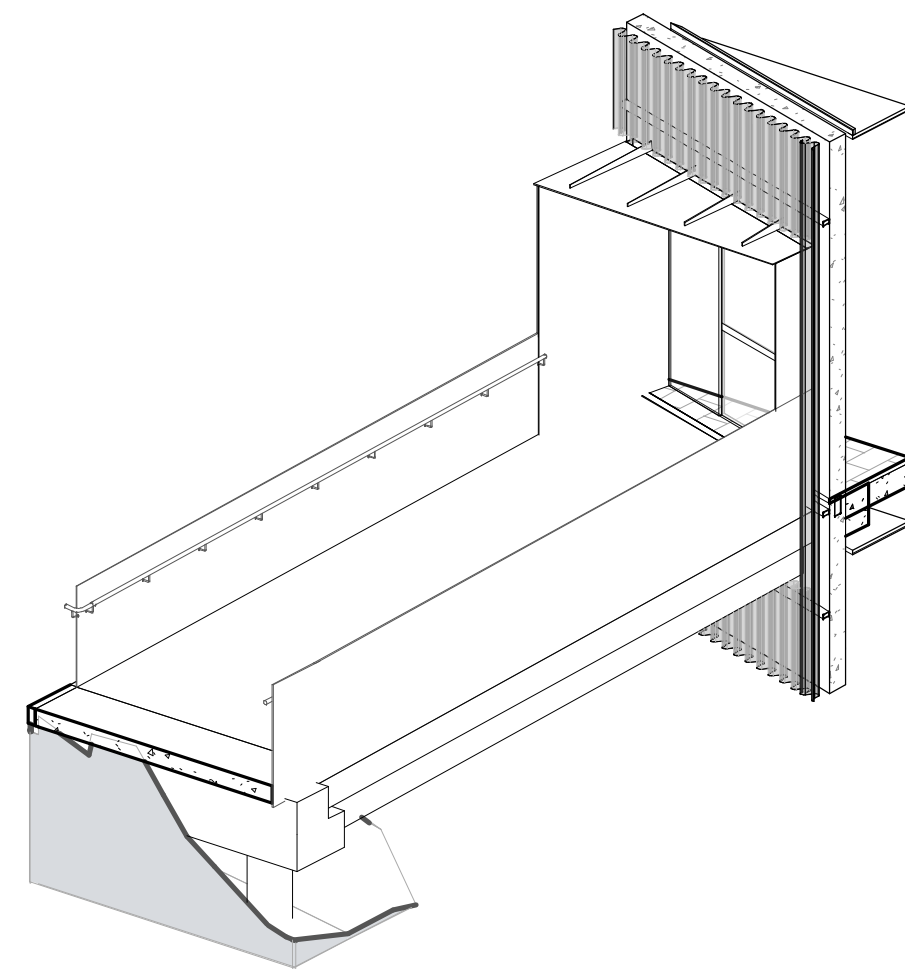
5 ENTRY RAMP - PLAN
A403 1 : 50



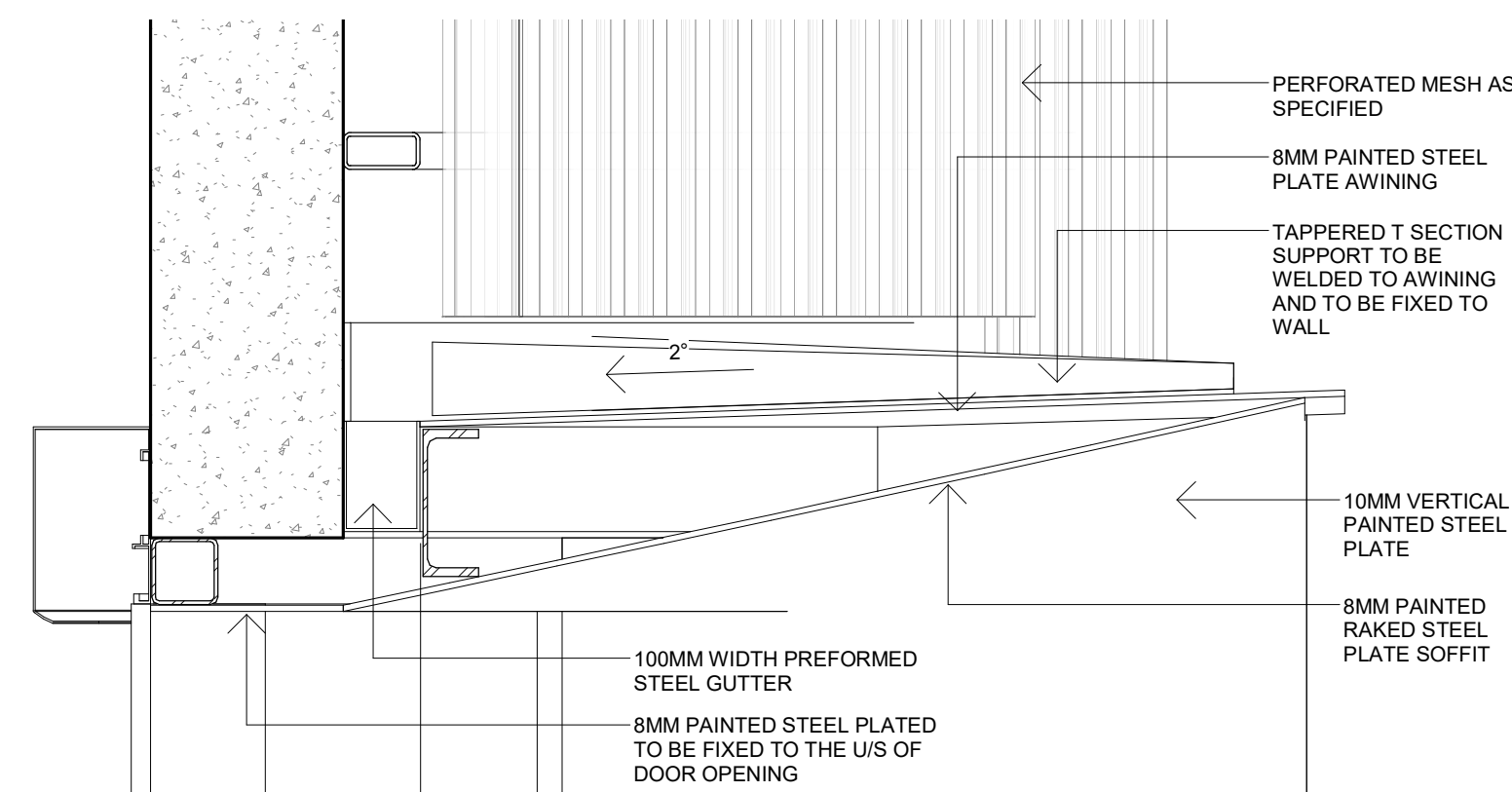
6 ENTRY BRIDGE - SECTION 01
A403 1 : 50



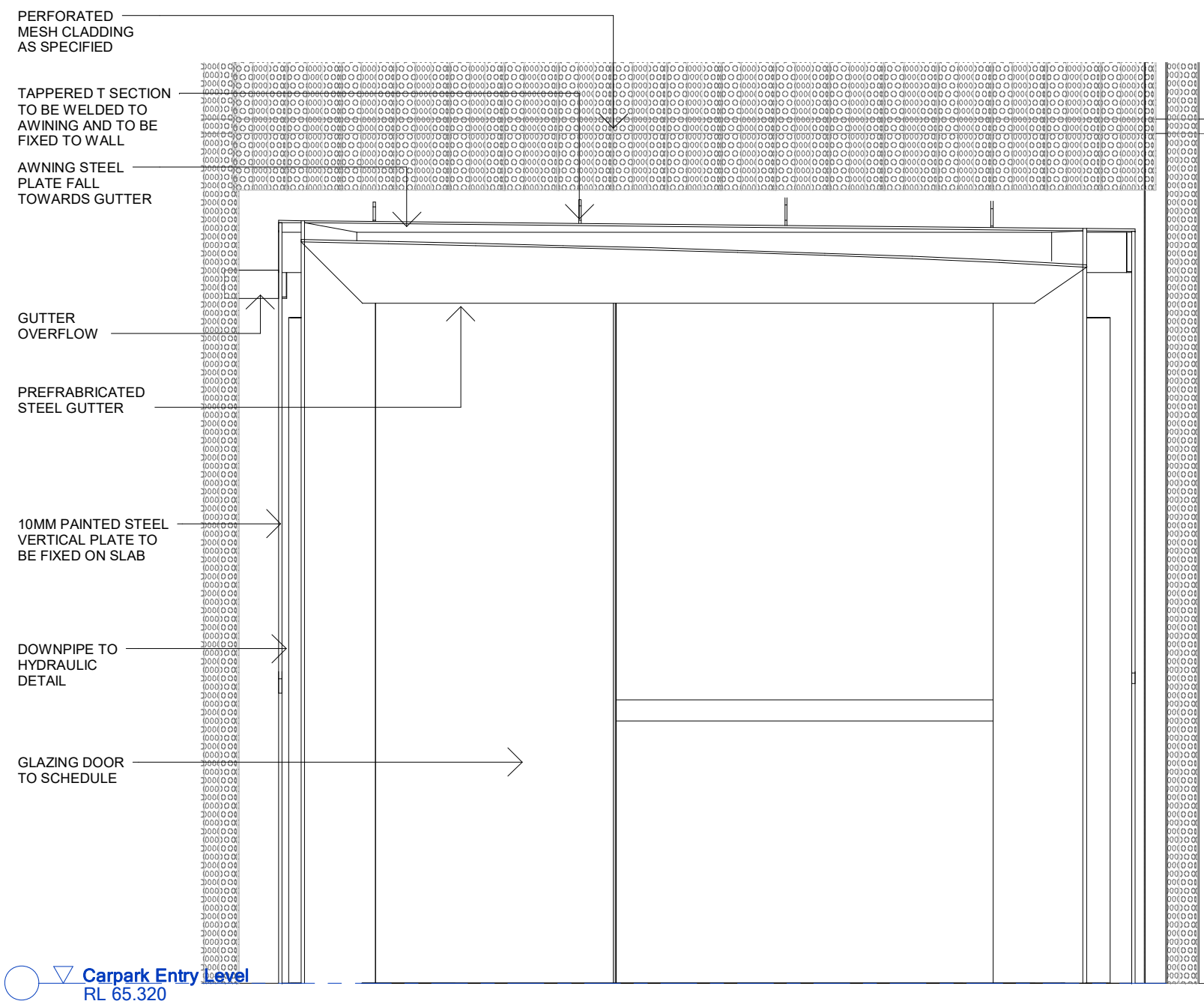
4 ENTRY BRIDGE - SECTION 02
A403 1 : 50



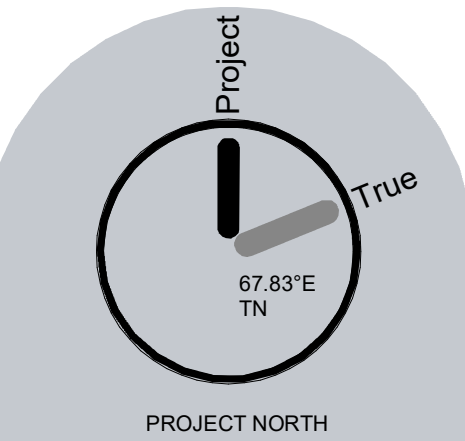
8 ENTRY BRIDGE - 3D
A403



1 BRIDGE STEEL AWNING DETAIL 01 - SECTION
A403 1 : 10



7 BRIDGE STEEL AWNING DETAIL 02 - SECTION
A403 1 : 20



85% TENDER ISSUE

T1 22.03.24 ISSUED FOR TENDER
ISSUE DATE REVISION

do not scale from drawing, use figured dimensions only
check all dimensions on site before any manufacture or construction

EPPING AQUATIC CENTRE

Stanley Road Epping



CITY OF
PARRAMATTA

STRUCTURAL - TTW
CIVIL - TTW
SERVICES - JHA
LANDSCAPE - TBLA

STAIR, RAMP AND LIFT DETAILS - SHEET 04

A403 REV T1

PROJECT # 22028
SCALE As indicated@A1

DRAWN BY Author
CHECKED BY Checker
PRINT DATE 22/03/2024 8:21:27 PM



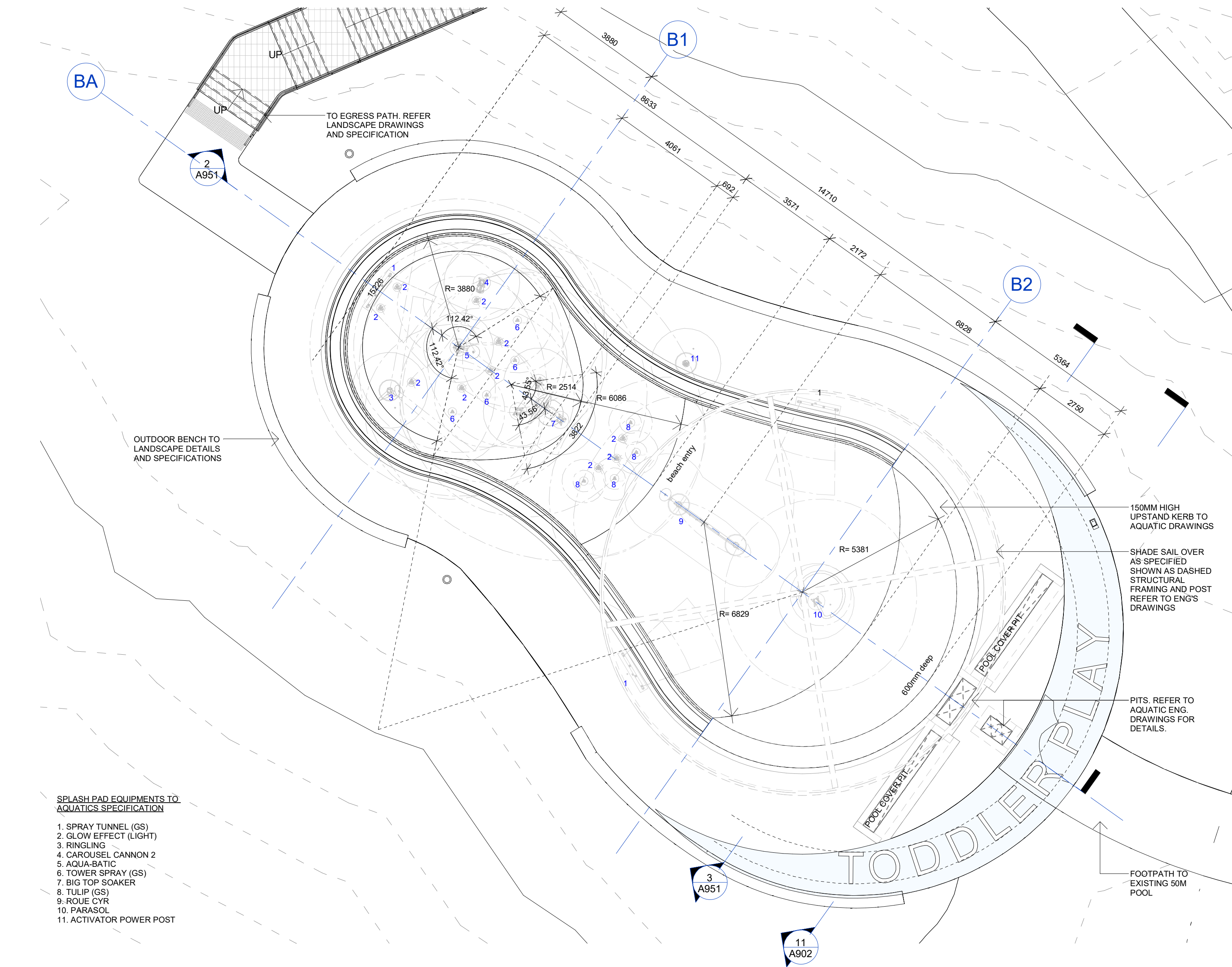
brewster
huorth
architects

4-14 foster st.
surry hills nsw 2010
t02 8231 7100
brewsterhuorth.com.au

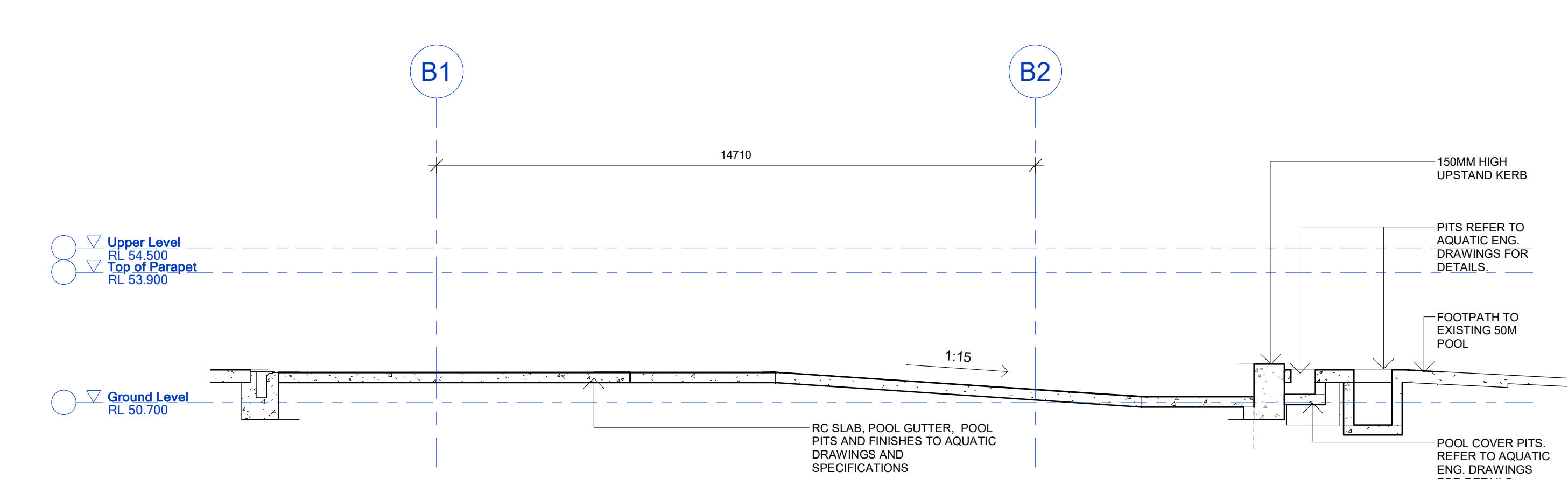
NOMINATED ARCHITECTS
IAN BREWSTER REG 5561
ANDREW HUORTH REG 5413
LARRY MELOCCO REG 5418

© COPYRIGHT OF BREWSTER HUORTH PTY LIMITED.
ACN 002 513 153
ALL RIGHTS RESERVED. FIGURED DIMENSIONS SHALL
BE TAKEN IN PREFERENCE TO SCALING. THE
CONTRACTOR SHALL CHECK ALL DIMENSIONS ON SITE
BEFORE COMMENCING WORK. BREWSTER HUORTH
ARCHITECTS IS A DIVISION OF BREWSTER HUORTH PTY
LIMITED.

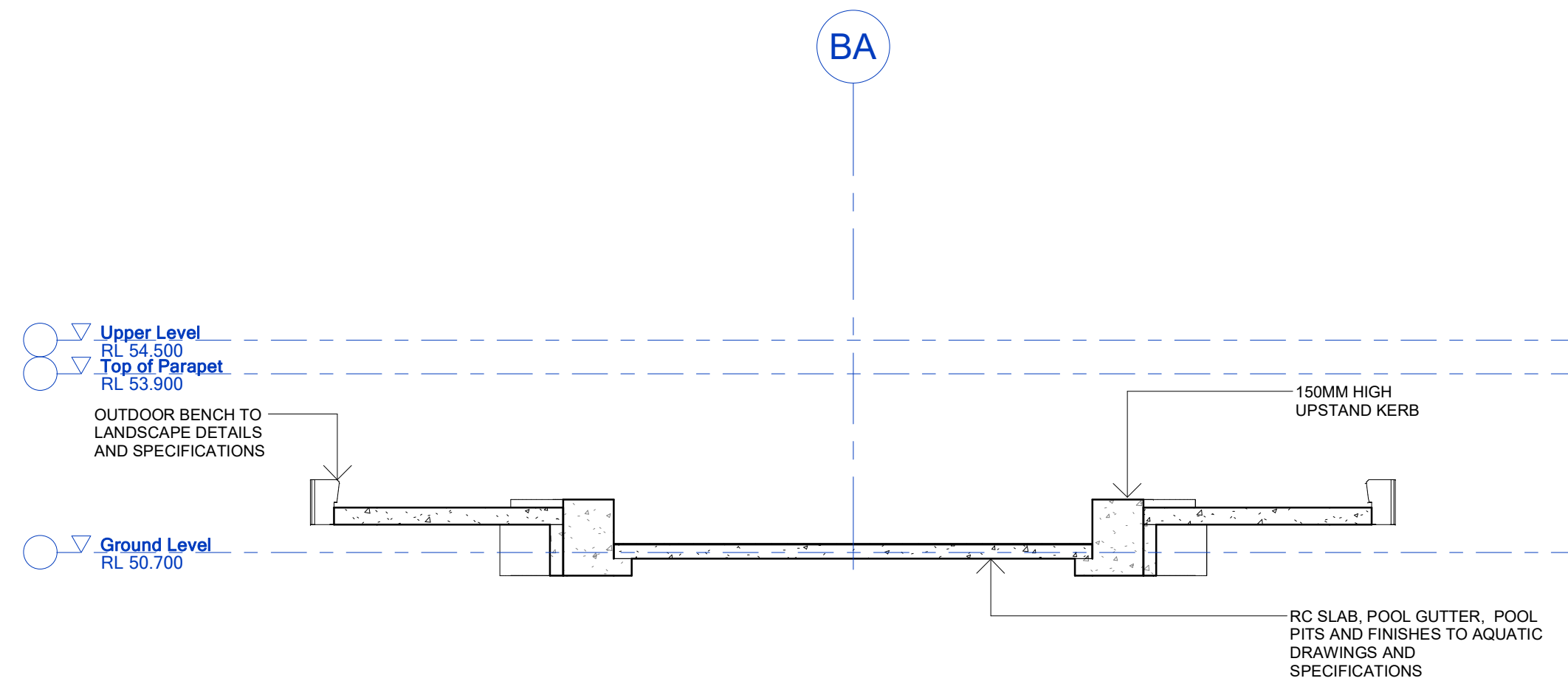
NOT FOR CONSTRUCTION



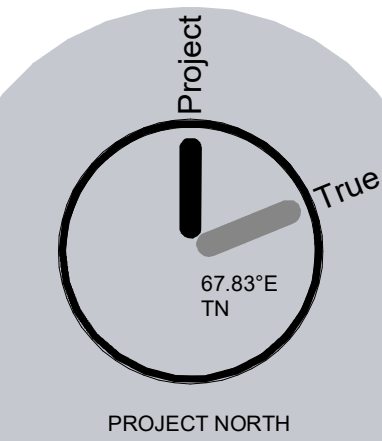
1 POOL SETOUT PLAN - TODDLER 1
A951 1 : 100



2 SPLASH PAD & TODDLER POOL- SECTION 01
A951 1 : 100



3 SPLASH PAD & TODDLER POOL - SECTION 02
A951 1 : 100



GENERAL NOTES

1. ALL DIMENSIONS SHALL BE CHECKED ON SITE. NOTIFY THE MAIN CONTRACTOR IMMEDIATELY IF ANY DISCREPANCIES ARE FOUND. FIGURED DIMENSIONS TAKE PRECEDENCE OVER SCALED DIMENSIONS.
2. REFER STRUCTURAL ENGINEERS DOCUMENTATION FOR DETAILS OF CONCRETE AND STEEL WORKS.
3. REFER CIVIL ENGINEERS DOCUMENTATION FOR DETAILS OF PAVING AND EXTERNAL LEVELS.
4. REFER TO AQUATIC CONSULTANT DOCUMENTATION FOR DETAILS OF POOL STRUCTURE, POOL TREATMENT PLANT AND POOL HALL VENTILATION.
5. REFER TO SERVICES ENGINEERS' DRAWINGS & SPECIFICATION FOR DETAILS OF INTERNAL AND EXTERNAL SERVICES.
6. ALL SERVICES CONCEALED. NO SURFACE MOUNTED SERVICES RETICULATION.
7. CONTRACTOR TO COORDINATE ALL SERVICES IN SHOP DRAWINGS & ONSITE PRIOR TO INSTALLATION.
8. CONTRACTOR TO COORDINATE ACCESS HATCHES AS REQUIRED.

AQUATIC NOTES

1. REFER TO AQUATICS ENGINEER DRAWINGS FOR DETAILS.
2. ALL DIMENSIONS ARE TO FINISHED FACE UNLESS NOTED OTHERWISE.
3. THE POOL CONTRACTOR IS TO DETERMINE FINAL ALLOWANCE FOR FINISHES DEPENDING ON THEIR CONSTRUCTION METHOD.
4. WATER LINE IS SUBJECT TO TILING DESIGN BY POOL CONTRACTOR.

85% TENDER ISSUE

ISSUE	DATE	REVISION
T1	22.03.24	ISSUED FOR TENDER

do not scale from drawing, use figured dimensions only
check all dimensions on site before any manufacture or construction

EPPING AQUATIC CENTRE

Stanley Road Epping



CITY OF
PARRAMATTA

STRUCTURAL - TTW
CIVIL - TTW
SERVICES - JHA
LANDSCAPE - TBLA

POOL SETOUT - SHEET 02

A951 REV T1

PROJECT # 22028
SCALE As indicated@A1

DRAWN BY Author
CHECKED BY Checker
PRINT DATE 22/03/2024 8:07:34 PM

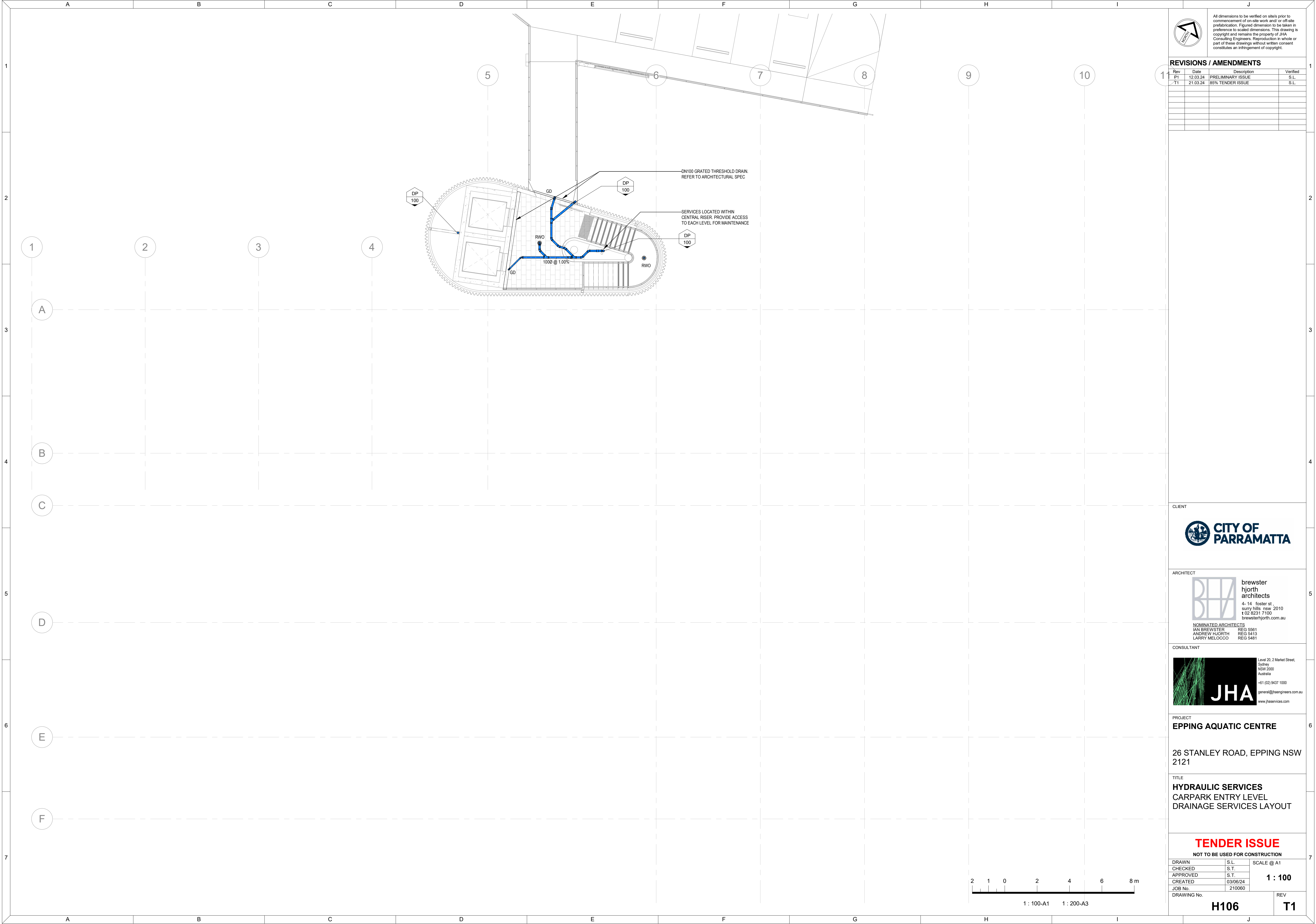


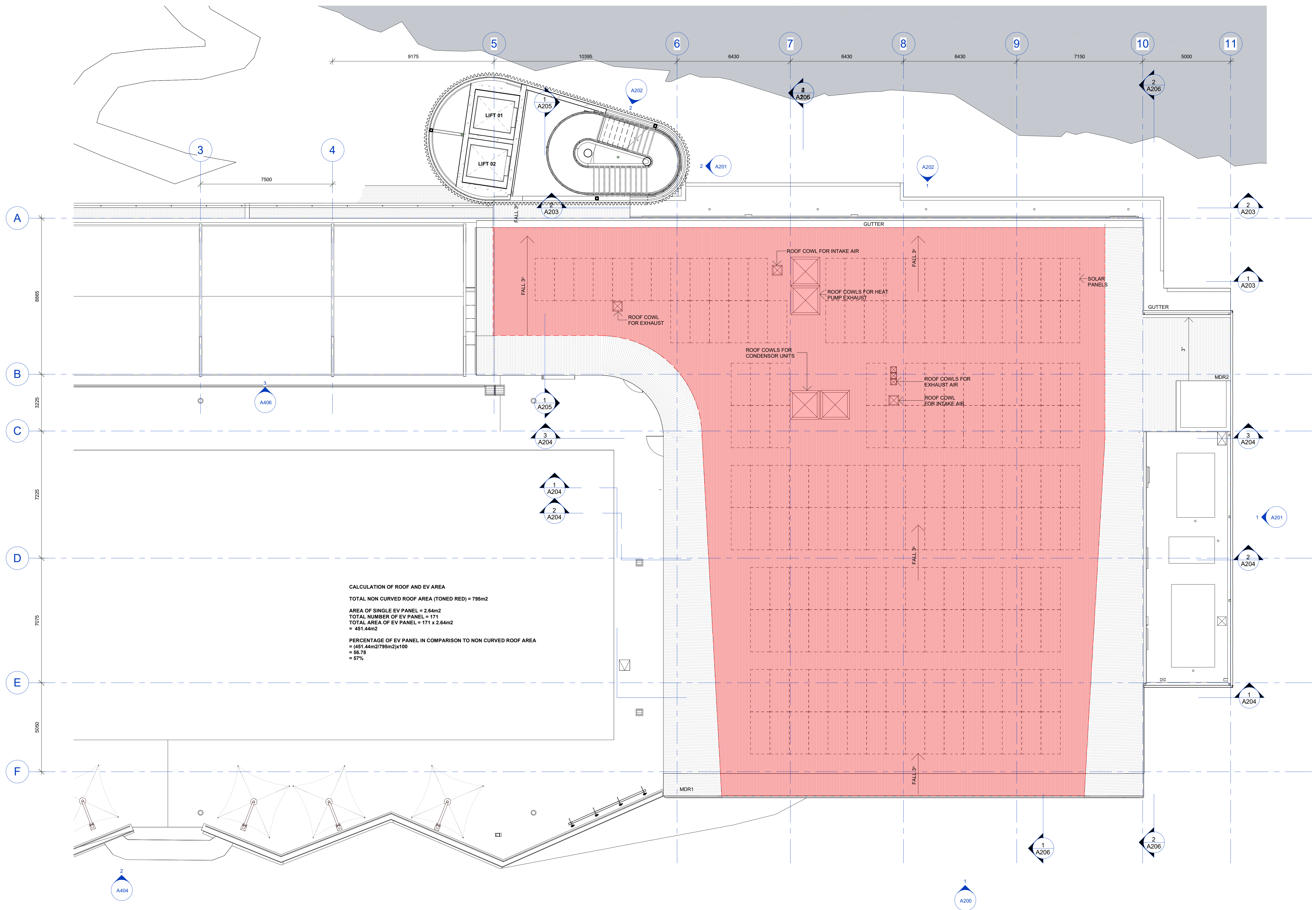
brewster
hjorth
architects
4- 14 foster st,
surry hills nsw 2010
t02 8231 7100
brewsterhjorth.com.au

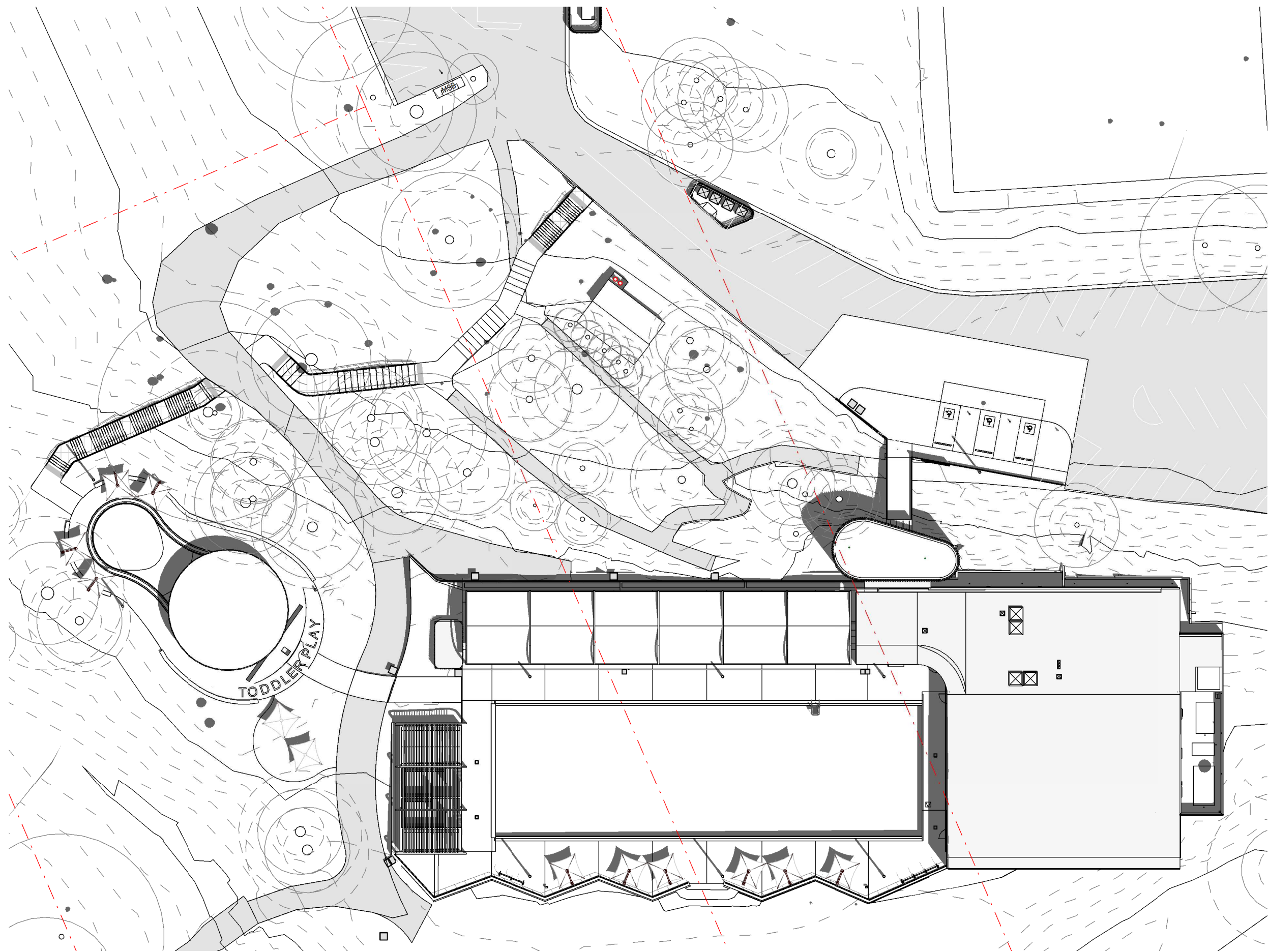
NOMINATED ARCHITECTS
IAN BREWSTER REG 5561
ANDREW HUORTH REG 5413
LARRY MELOCCO REG 5418

© COPYRIGHT OF BREWSTER HUORTH PTY LIMITED.
ACN 002 513 153.
ALL RIGHTS RESERVED. FIGURED DIMENSIONS SHALL BE TAKEN IN PREFERENCE TO SCALING. THE CONTRACTOR SHALL CHECK ALL DIMENSIONS ON SITE BEFORE COMMENCING WORK. BREWSTER HUORTH ARCHITECTS IS A DIVISION OF BREWSTER HUORTH PTY LIMITED.

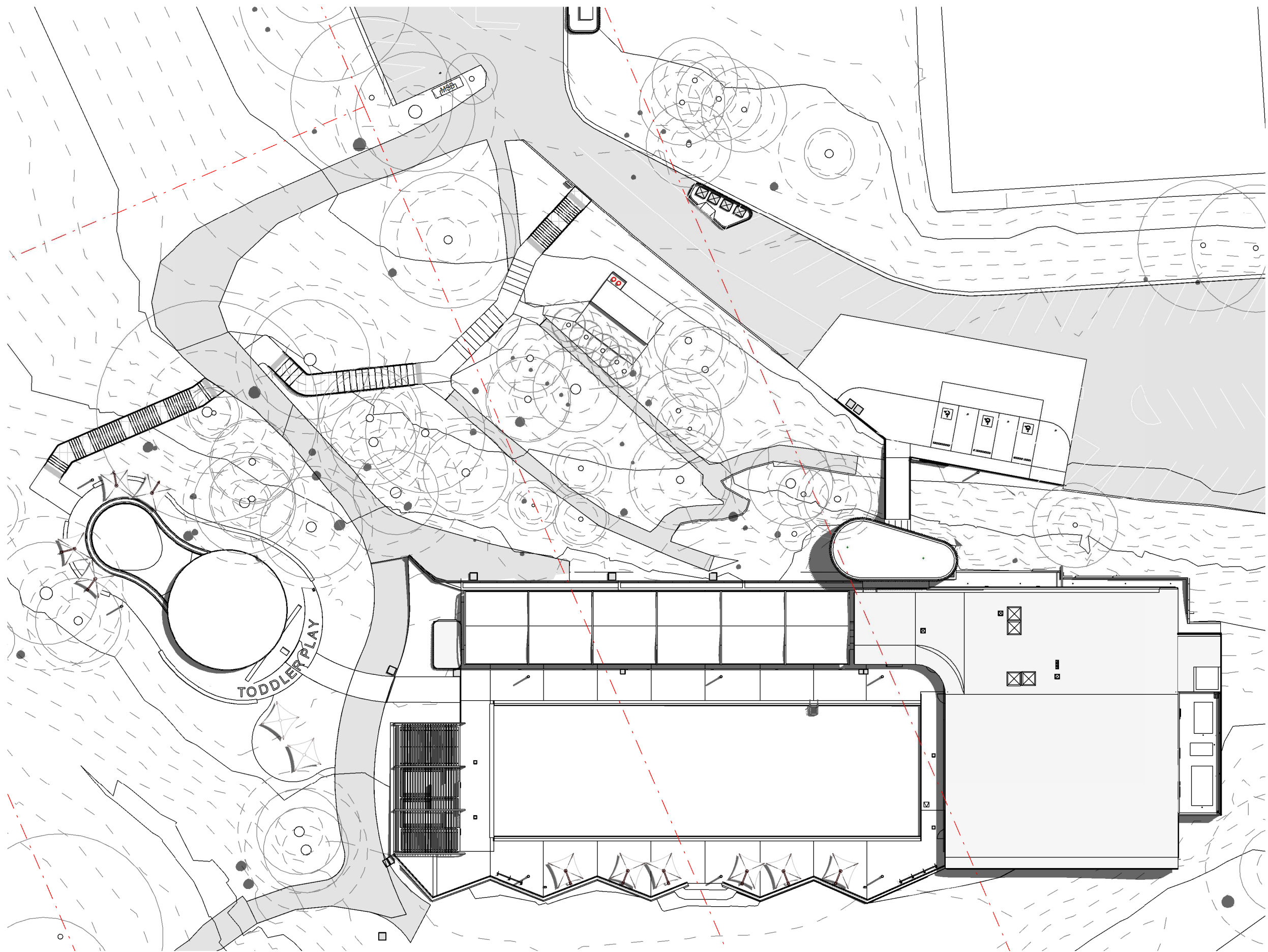
NOT FOR CONSTRUCTION



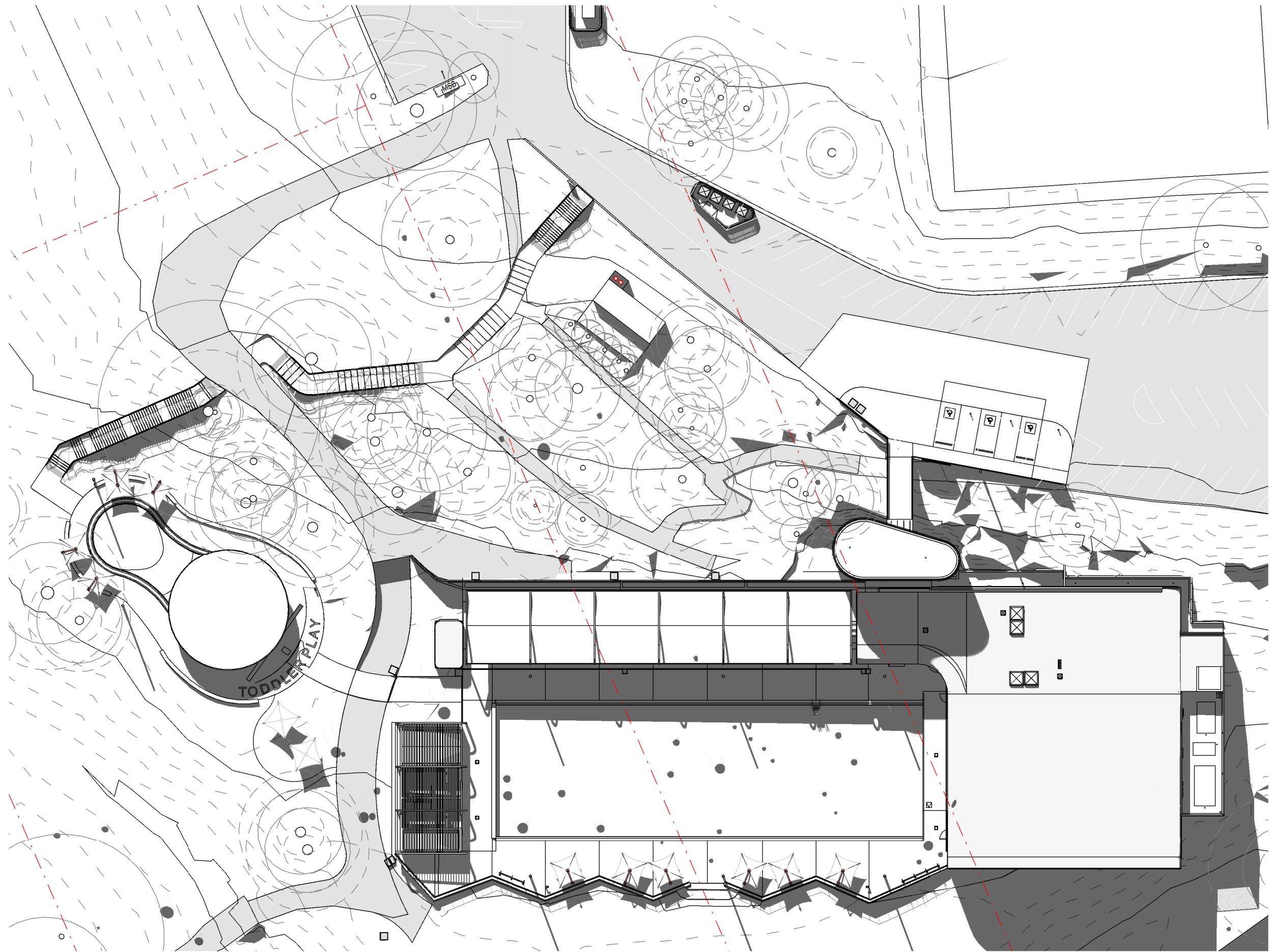




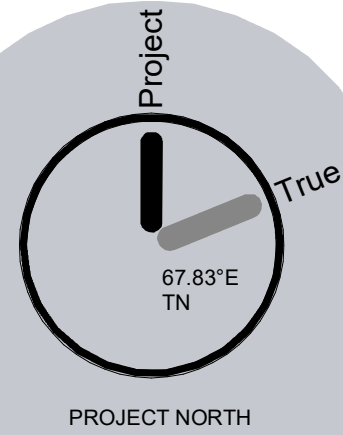
1 OVERALL SHADOW DIAGRAM SUMMER 10AM
SK1403/ 1 : 450



2 OVERALL SHADOW DIAGRAM SUMMER 12PM
SK1403/ 1 : 450



3 OVERALL SHADOW DIAGRAM SUMMER 3PM
SK1403/ 1 : 450



85% TENDER ISSUE

ISSUE DATE REVISION

do not scale from drawing, use figured dimensions only
check all dimensions on site before any manufacture or construction

EPPING AQUATIC CENTRE

Stanley Road Epping



STRUCTURAL - TTW
CIVIL - TTW
SERVICES - JHA
LANDSCAPE - TBLA

SHADOW DIAGRAM

SK1403 REV

PROJECT # 22028
SCALE 1 : 450@A1

DRAWN BY Author
CHECKED BY Checker
PRINT DATE 22/03/2024 5:11:04 PM

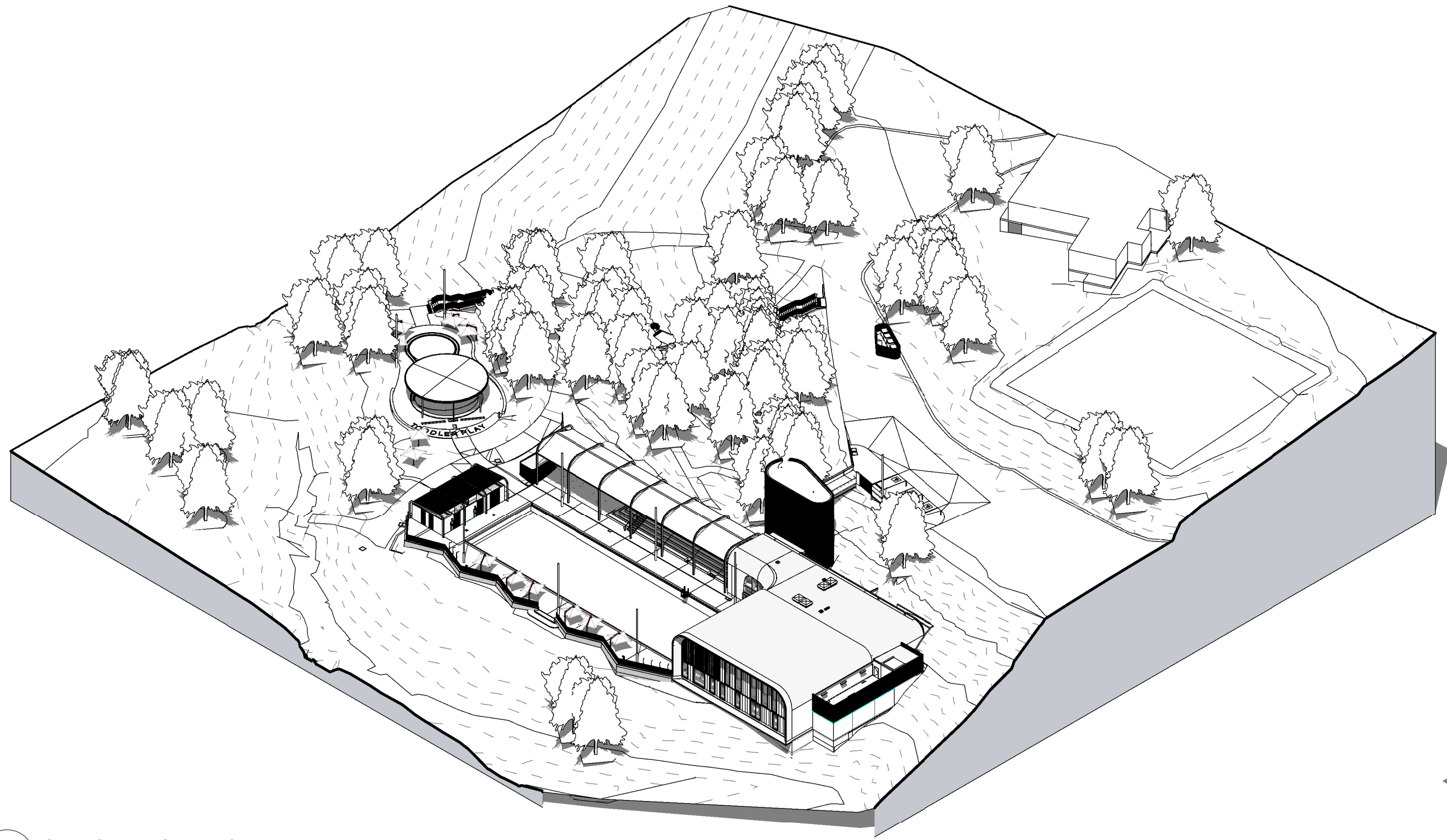


4- 14 foster st.
surry hills nsw 2010
t02 8231 7100
brewsterhjorth.com.au

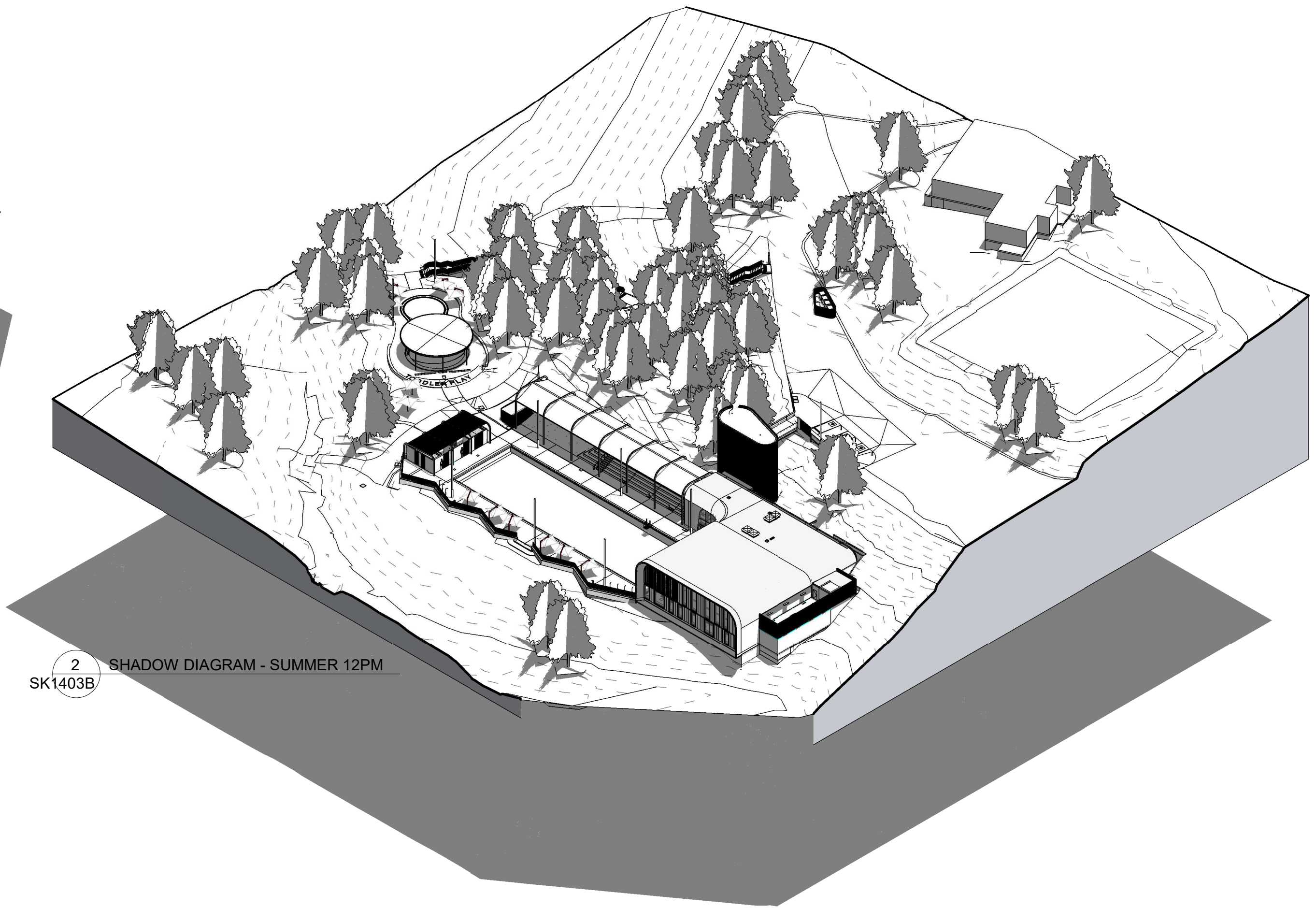
NOMINATED ARCHITECTS
IAN BREWSTER REG 5561
ANDREW HUORTH REG 5413
LARRY MELOCCO REG 5418

© COPYRIGHT OF BREWSTER HUORTH PTY LIMITED.
ACN 002 513 153.
ALL RIGHTS RESERVED. FIGURED DIMENSIONS SHALL
BE TAKEN IN PREFERENCE TO SCALING. THE
CONTRACTOR SHALL CHECK ALL DIMENSIONS ON SITE
BEFORE COMMENCING WORK. BREWSTER HUORTH
ARCHITECTS IS A DIVISION OF BREWSTER HUORTH PTY
LIMITED.

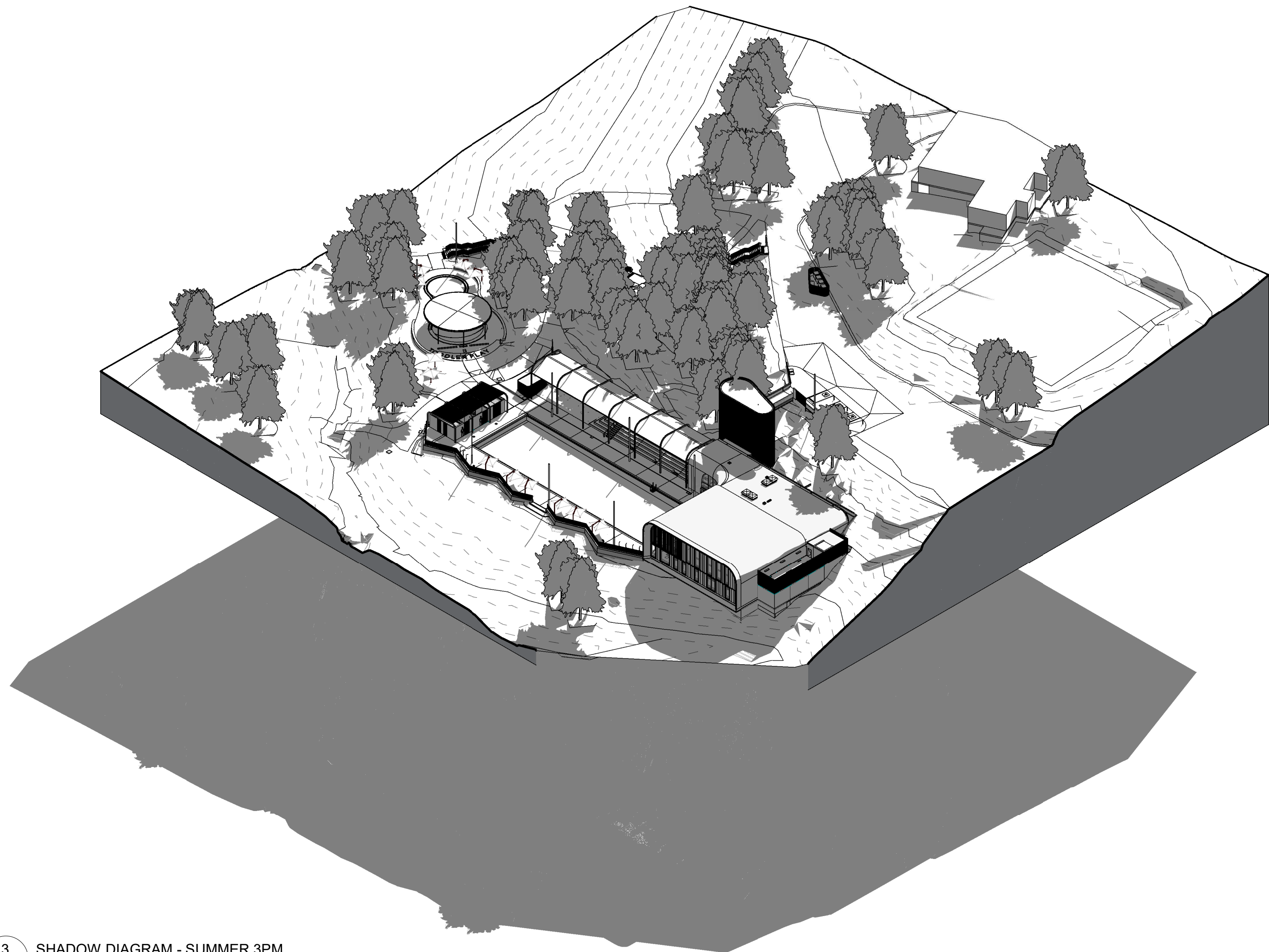
NOT FOR CONSTRUCTION



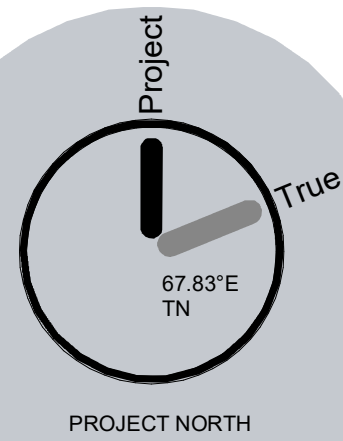
1 SHADOW DIAGRAM - SUMMER 10AM
SK1403B



2 SHADOW DIAGRAM - SUMMER 12PM
SK1403B



3 SHADOW DIAGRAM - SUMMER 3PM
SK1403B



85% TENDER ISSUE

ISSUE DATE REVISION

do not scale from drawing, use figured dimensions only
check all dimensions on site before any manufacture or construction

EPPING AQUATIC CENTRE

Stanley Road Epping



STRUCTURAL - TTW
CIVIL - TTW
SERVICES - JHA
LANDSCAPE - TBLA

SHADOW DIAGRAM 3D

SK1403B REV

PROJECT # 22028
SCALE @A1

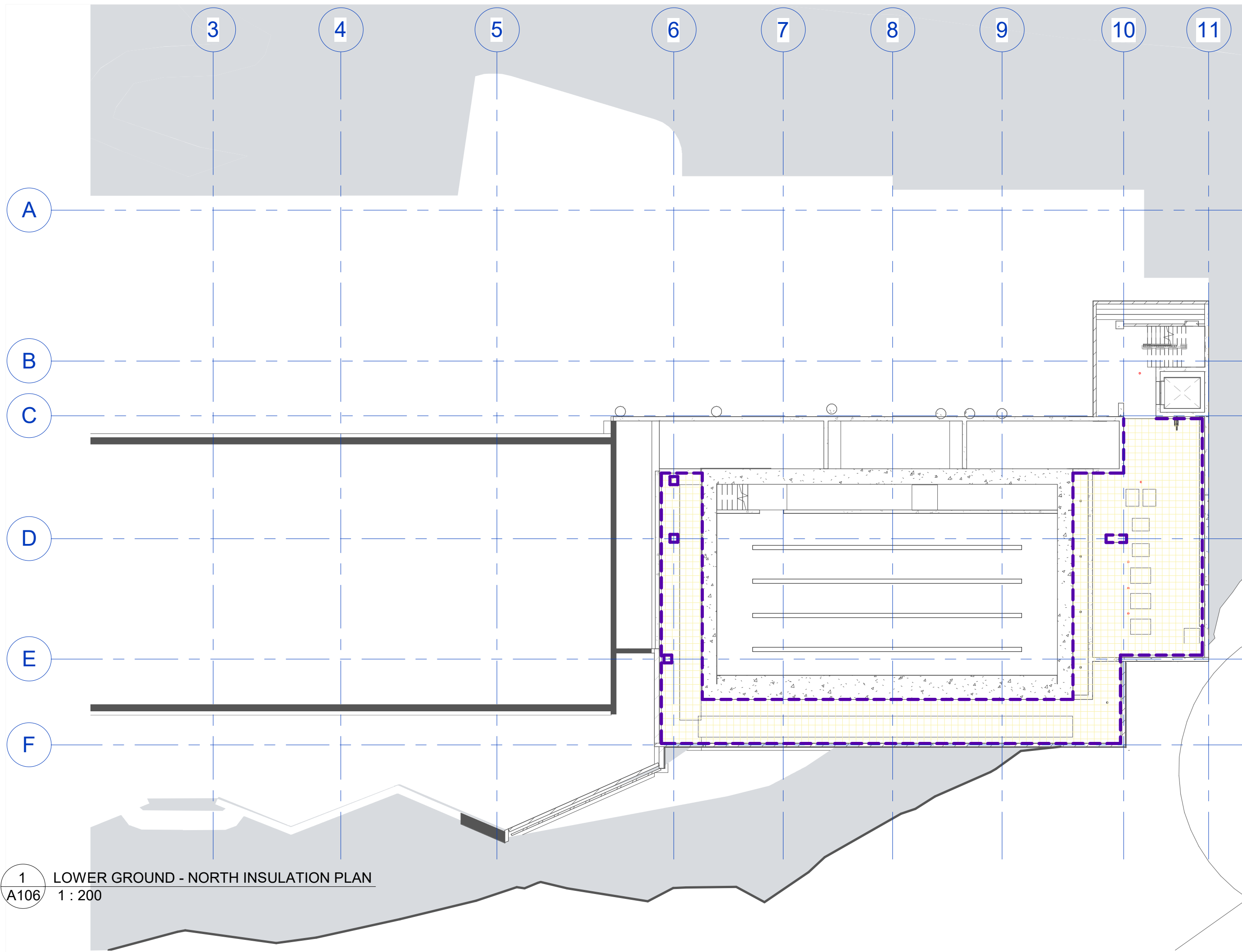
DRAWN BY Author
CHECKED BY Checker
PRINT DATE 22/03/2024 5:11:32 PM

brewster
horth
architects
4-14 foster st.
surry hills nsw 2010
t02 8231 7100
brewsterhorth.com.au

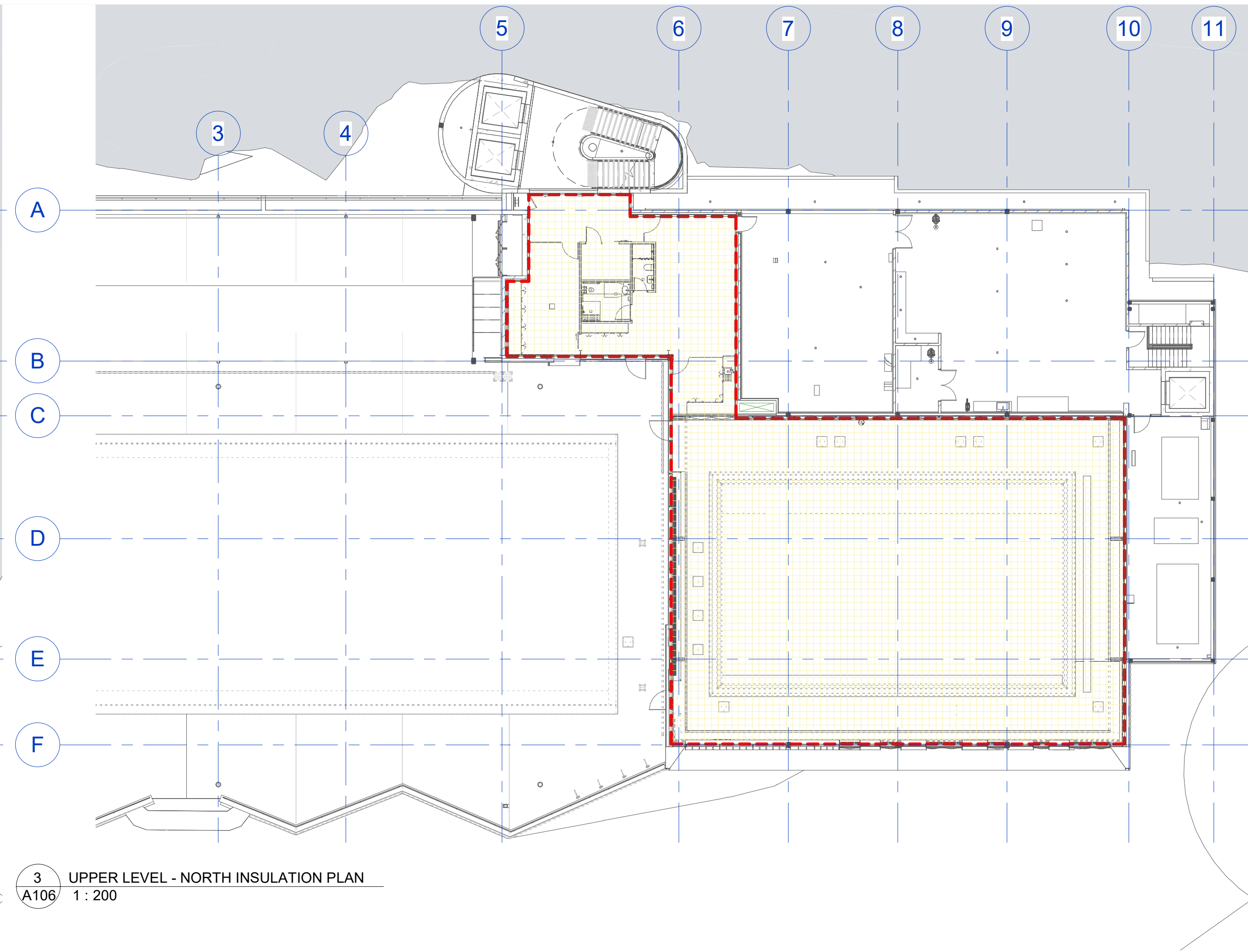
NOMINATED ARCHITECTS
IAN BREWSTER REG 5561
ANDREW HUORTH REG 5413
LARRY MELOCCO REG 5418

© COPYRIGHT OF BREWSTER HUORTH PTY LIMITED.
ACN 002 513 153.
ALL RIGHTS RESERVED. FIGURED DIMENSIONS SHALL
BE TAKEN IN PREFERENCE TO SCALING. THE
CONTRACTOR SHALL CHECK ALL DIMENSIONS ON SITE
BEFORE COMMENCING WORK. BREWSTER HUORTH
ARCHITECTS IS A DIVISION OF BREWSTER HUORTH PTY
LIMITED.

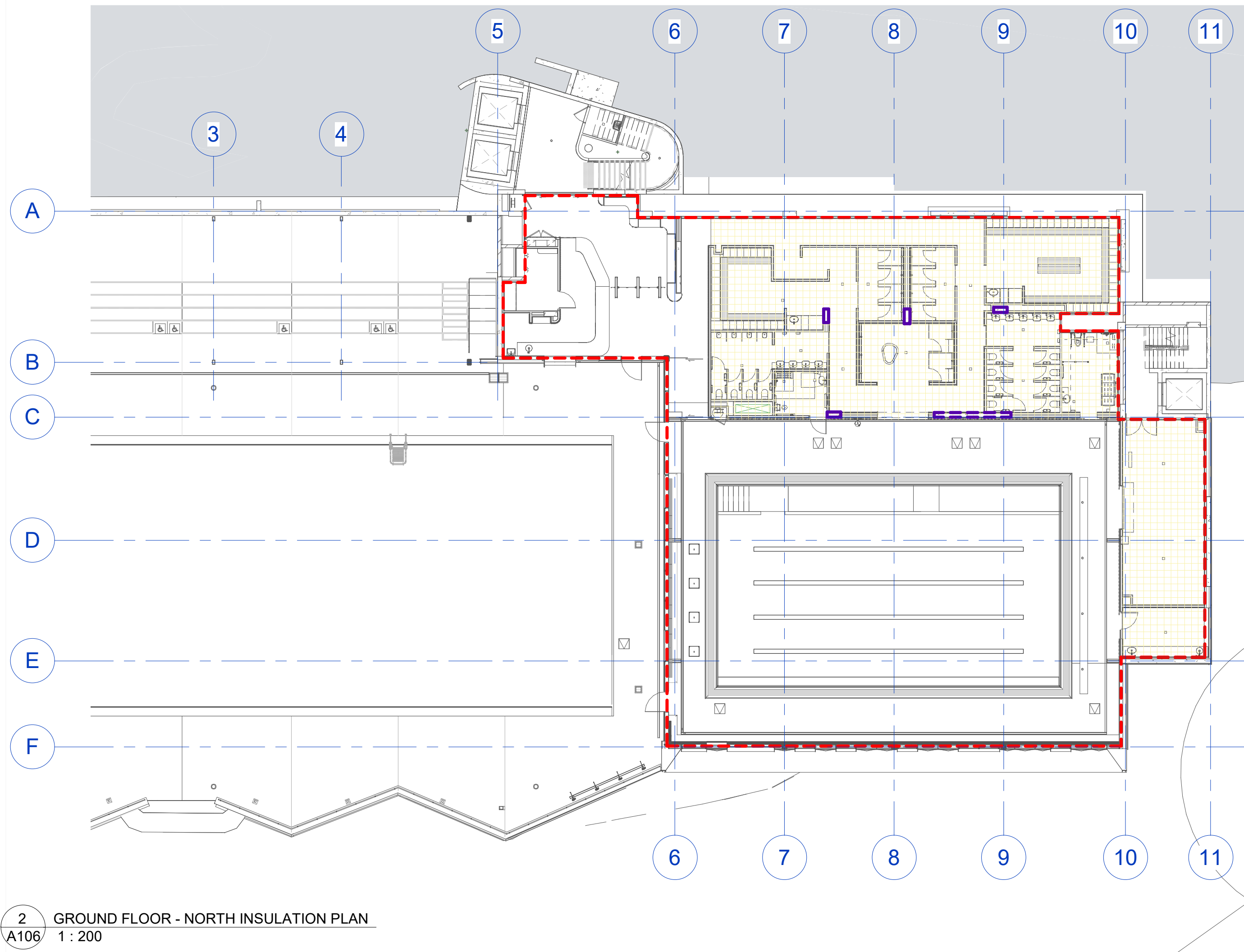
NOT FOR CONSTRUCTION



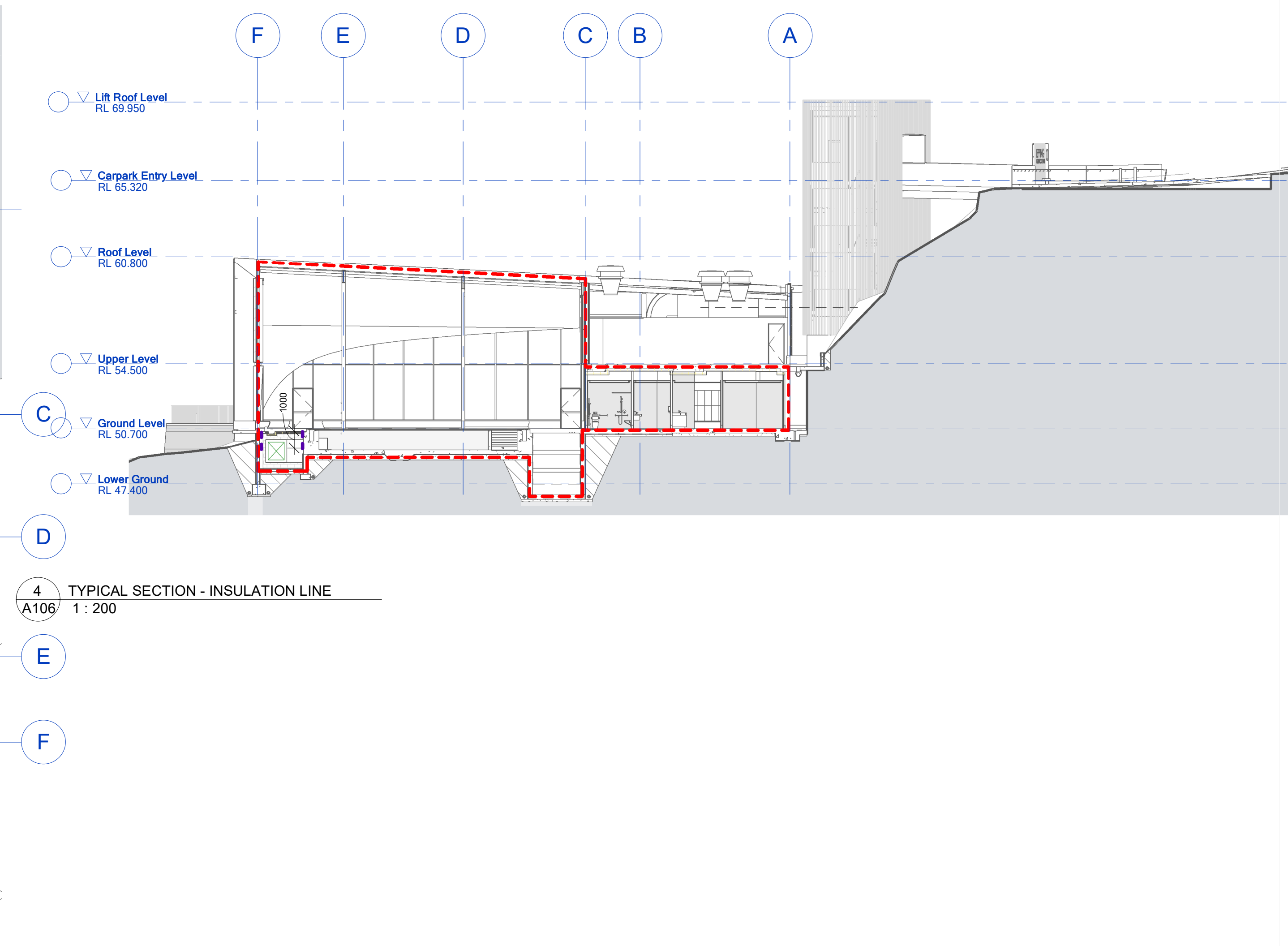
1 LOWER GROUND - NORTH INSULATION PLAN
A106 1 : 200



3 UPPER LEVEL - NORTH INSULATION PLAN
A106 1 : 200



2 GROUND FLOOR - NORTH INSULATION PLAN
A106 1 : 200



4 TYPICAL SECTION - INSULATION LINE
A106 1 : 200

Project

67.83°E
TN

True

PROJECT NORTH

LEGEND

- THERMAL ENVELOPE
- SOFFIT INSULATION WITH PAINTED FINISH TO HEAD OF COLUMNS AND WALLS
- SOFFIT INSULATION

GENERAL NOTES

ALL PENETRATIONS THROUGH THE THERMAL LINE TO HAVE A PROPRIETARY THERMAL BREAK PAD/PLATE. THICKNESS TO BE DETERMINED BY THE MAIN CONTRACTOR TO MEET THERMAL REQUIREMENTS AND COMPLY WITH PART THERMAL BRIDGING REQUIREMENTS. THIS INCLUDES ALL ROOF PENETRATIONS, STEEL CONNECTIONS TO CONCRETE, BALUSTRADES AND ALL OTHER STEELWORK CONNECTIONS BACK TO INSULATED STRUCTURE.

85% TENDER ISSUE

T1 22.03.24 ISSUED FOR TENDER
ISSUE DATE REVISION

do not scale from drawing, use figured dimensions only
check all dimensions on site before any manufacture or construction

EPPING AQUATIC CENTRE
Stanley Road Epping

CITY OF PARRAMATTA

STRUCTURAL - TTW
CIVIL - TTW
SERVICES - JHA
LANDSCAPE - TBLA

THERMAL ENVELOPE SCOPE

A106 REV T1

PROJECT # 22028
SCALE As indicated@A1

DRAWN BY Author
CHECKED BY Checker
PRINT DATE 22/03/2024 8:07:20 PM

brewster
horth
architects
4-14 foster st.
surry hills nsw 2010
t02 8231 7100
brewsterhorth.com.au

NOMINATED ARCHITECTS
IAN BREWSTER REG 5561
ANDREW HORTH REG 5413
LARRY MELOCCO REG 5418

© COPYRIGHT OF BREWSTER HORTH PTY LIMITED.
ACN 002 513 153
ALL RIGHTS RESERVED. FIGURED DIMENSIONS SHALL BE TAKEN IN PREFERENCE TO SCALING. THE CONTRACTOR SHALL CHECK ALL DIMENSIONS ON SITE BEFORE COMMENCING WORK. BREWSTER HORTH ARCHITECTS IS A DIVISION OF BREWSTER HORTH PTY LIMITED.

NOT FOR CONSTRUCTION

All dimensions to be verified on site/s prior to commencement of on-site work and/ or off-site prefabrication. Figured dimension to be taken in preference to scaled dimensions. This drawing is copyright and remains the property of JHA Consulting Engineers. Reproduction in whole or part of these drawings without written consent constitutes an infringement of copyright.

[illegible]

brewster
hjorth
architects
4-14 foster st,
surry hills nsw 2010
t 02 8231 7100
brewsterhjorth.com.au

REG 5561
REG 5413
REG 5481

Level 20, 2 Market Street,
Sydney
NSW 2000
Australia
+61 (02) 9437 1000
general@jhaengineers.com.au
www.jhaservices.com

T1



LEGEND:

- Lot Boundary
- Leased Boundary
- Extent of Site Works
- Extent of Infrastructure Works

1:500 @ A1 + 1:1000 @ A3

5 15 25

The detail design and construction of the EAC is planned to be done in stages. This will allow for:

- Reduced strain on Council's ability to deliver other projects and community services
- Sufficient time to look for additional funding

The proposed staging strategy splits the project into the following 3 stages:

Stage 1 - MAIN BUILDING WORKS

Stage 1 development includes demolishing the existing Epping Aquatic Centre facility building and grandstand, renovating the 50m pool, and constructing a new facility building with a 20m indoor pool. Key components of this stage include:

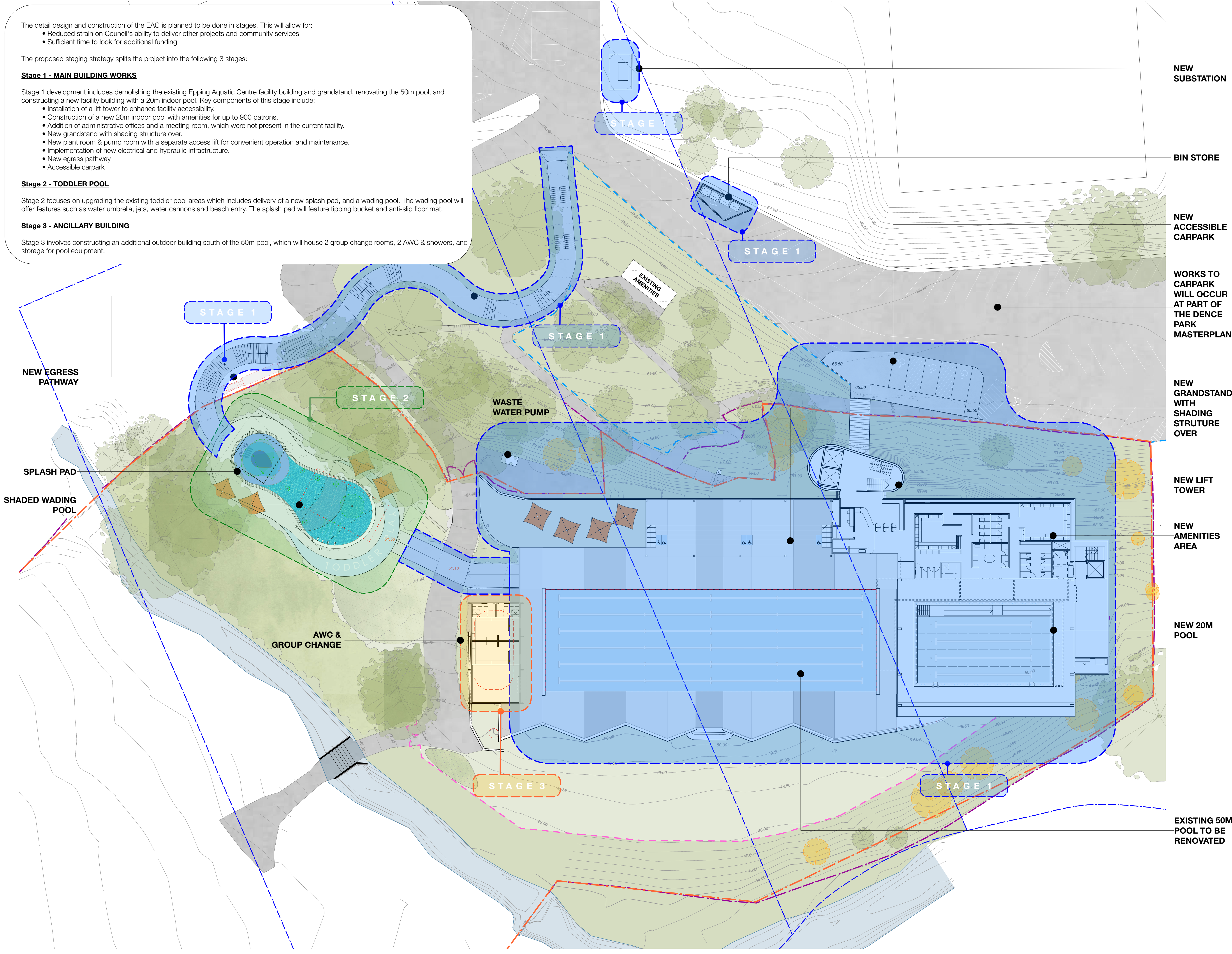
- Installation of a lift tower to enhance facility accessibility.
- Construction of a new 20m indoor pool with amenities for up to 900 patrons.
- Addition of administrative offices and a meeting room, which were not present in the current facility.
- New grandstand with shading structure over.
- New plant room & pump room with a separate access lift for convenient operation and maintenance.
- Implementation of new electrical and hydraulic infrastructure.
- New egress pathway
- Accessible carpark

Stage 2 - TODDLER POOL

Stage 2 focuses on upgrading the existing toddler pool areas which includes delivery of a new splash pad, and a wading pool. The wading pool will offer features such as water umbrella, jets, water cannons and beach entry. The splash pad will feature tipping bucket and anti-slip floor mat.

Stage 3 - ANCILLARY BUILDING

Stage 3 involves constructing an additional outdoor building south of the 50m pool, which will house 2 group change rooms, 2 AWC & showers, and storage for pool equipment.



1:250 @ A1 + 1:500 @ A3

1 5 12.5

- LEGENDS:
- EXISTING LOW CHAIN WIRE FENCE LINE
 - EXISTING HIGH CHAIN WIRE FENCE LINE
 - EXISTING LOW METAL FENCE LINE
 - EXISTING TIMBER FENCE LINE
 - LEASED BOUNDARY
 - LOT BOUNDARY

DA002
Staging Plan

Epping Pool at
Dence Park

Stanley Road, Epping

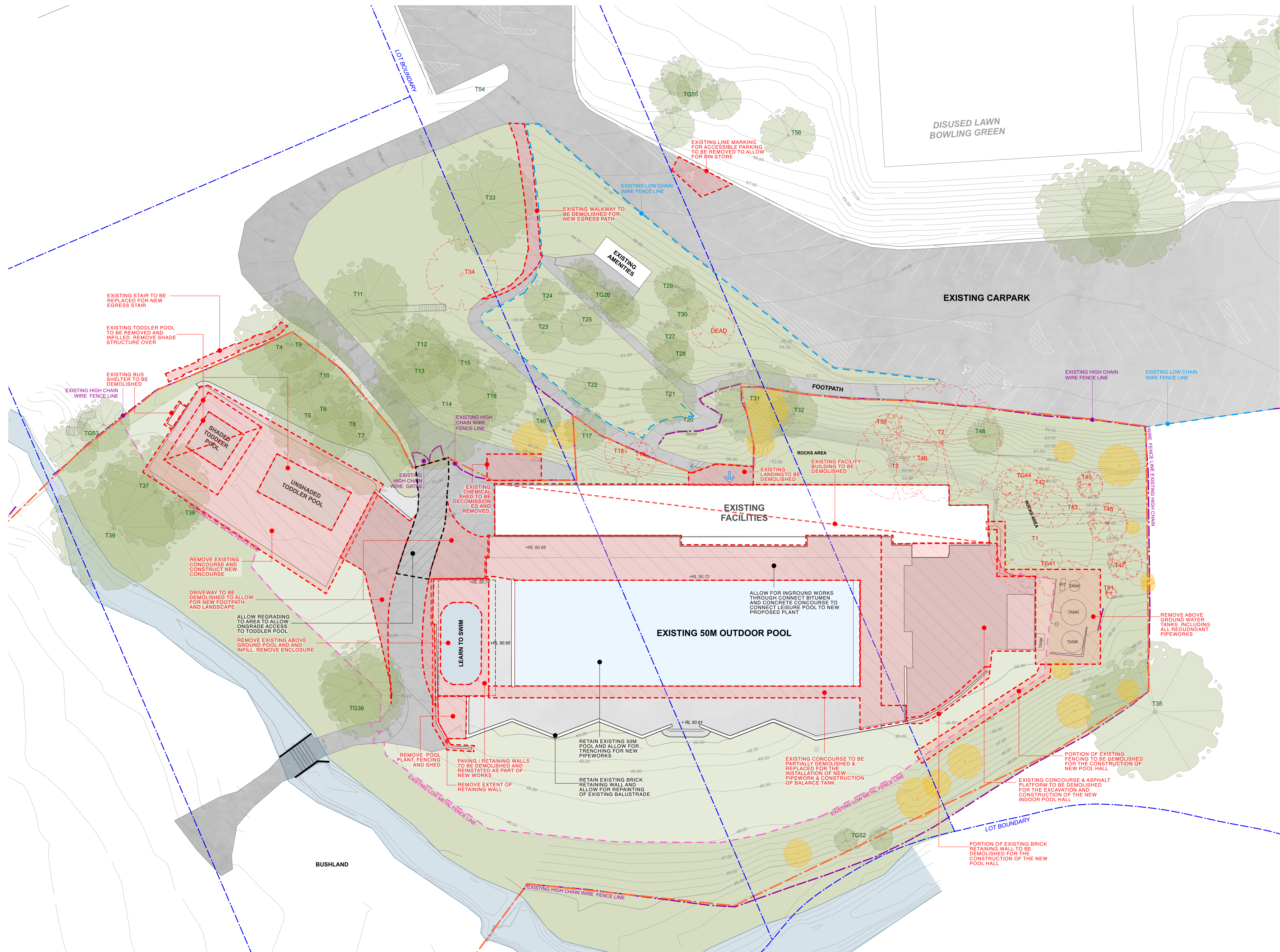
Paramatta Council

20/12/23 REVISION 5



brewster
hjorth
architects

/Volumes/BHA FileServer/2020/22028 Epping Pool Paramatta/05 Design/05 04 Drawings/01 Concept Design/03 Working/00 Final/22028 Site Plan_Lina.vsw



1:250 @ A1 + 1:500 @ A3

1 5 12.5

LEGENDS:

T#

EXISTING TREES
RETAINED. REFER TO
ARBORIST REPORT
FOR TREE NUMBER.

TG#

EXISTING TREE
GROUP RETAINED.
REFER TO ARBORIST
REPORT FOR TREE
NUMBER.

PITTOSPORUM
UNDULATUM
COTONEASTER SP.
LIGUSTRUM SPP.
4-6M HEIGHT

TREES TO BE
REMOVED

EXISTING LOW CHAIN
WIRE FENCE LINE

EXISTING HIGH CHAIN
WIRE FENCE LINE

EXISTING LOW
METAL FENCE LINE

EXISTING TIMBER
FENCE LINE

LEASED BOUNDARY

LOT BOUNDARY

DA003
Existing Site Plan

Epping Pool at
Dence Park

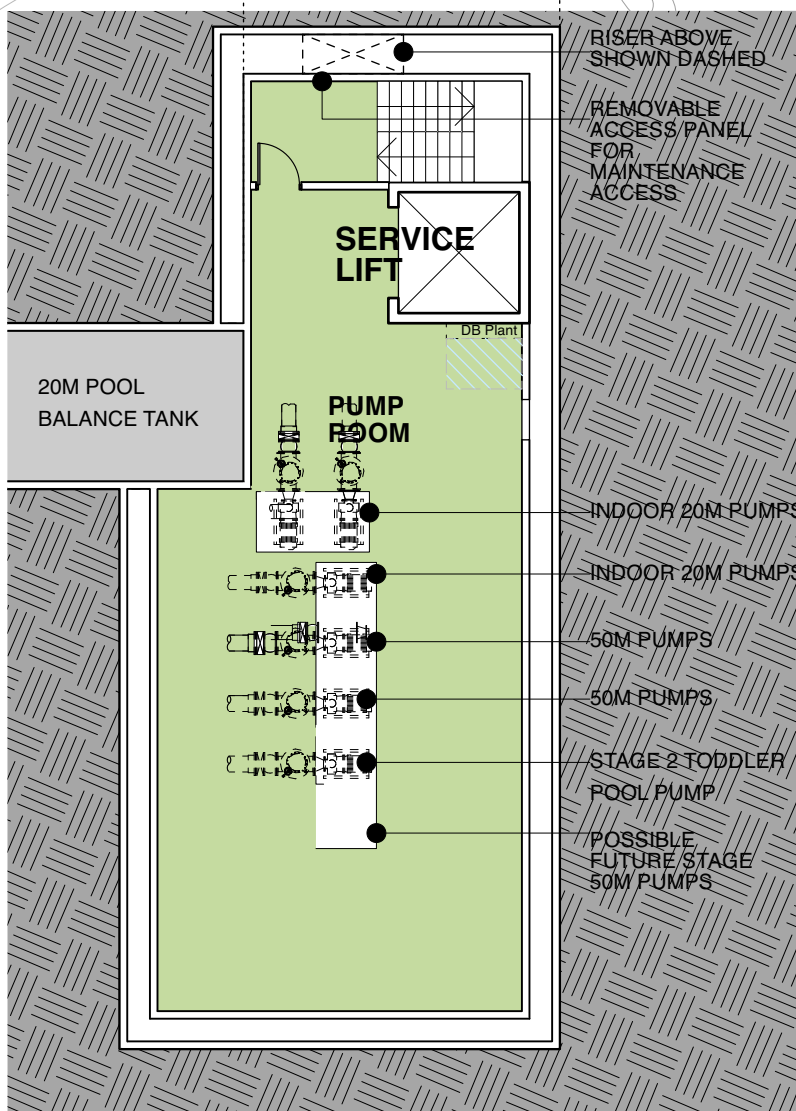
Stanley Road, Epping

Paramatta Council

20/12/23 REVISION 5

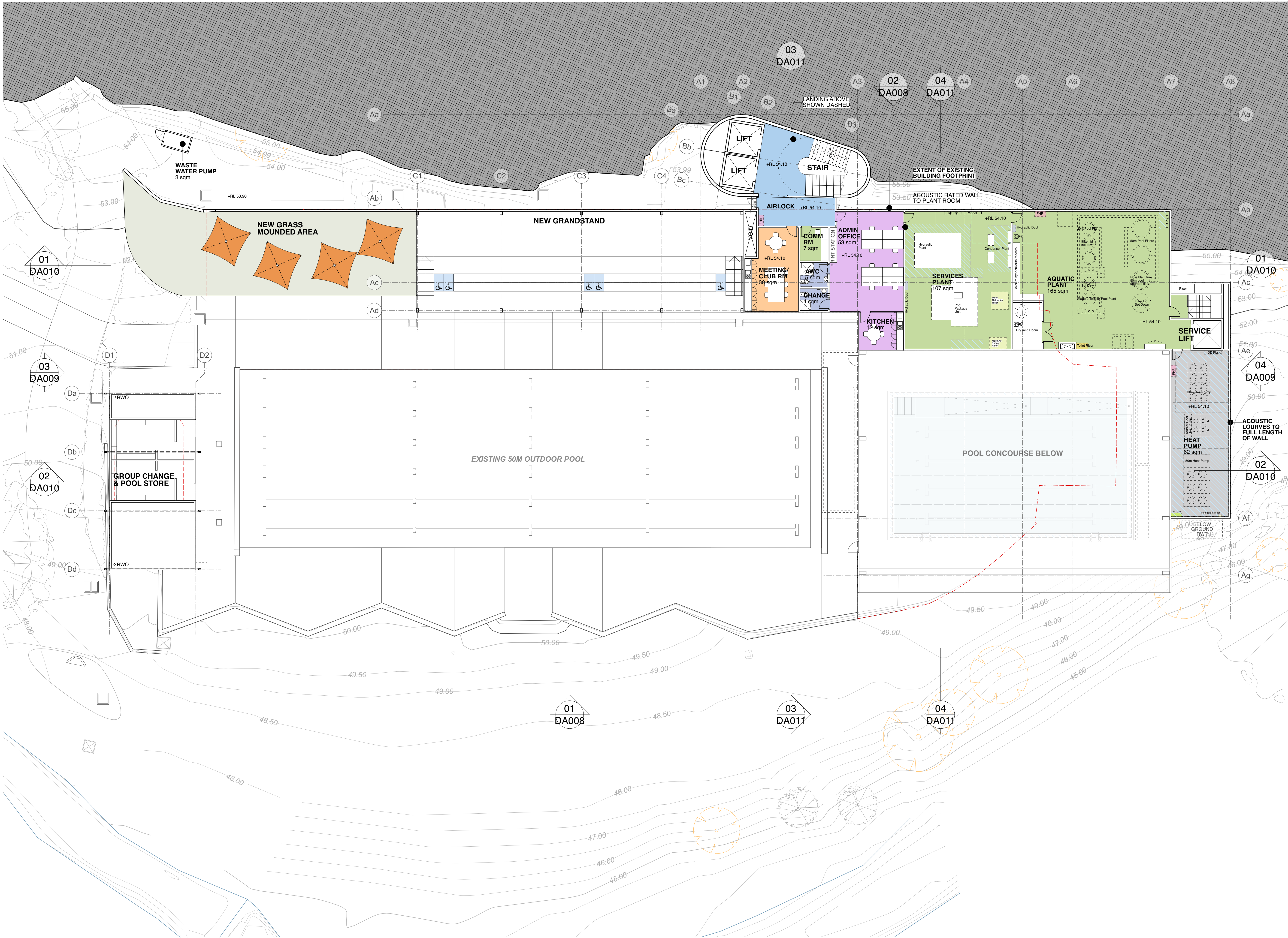
brewster
hjorth
architects

/Volumes/BHA_Files/Server/2020/2028 Epping Pool Paramatta/05 Design/04 Drawings/01 Concept Design/03 Working/00 Tria/22028 Site Plan_Lina.vmx



brewster
hjorth
architects





1:150 @ A1 + 1:300 @ A3

1 5 7.5

EXTENT OF EXISTING BUILDING FOOTPRINT

DA006 Upper Level Floor Plan

Epping pool at
Dence Park

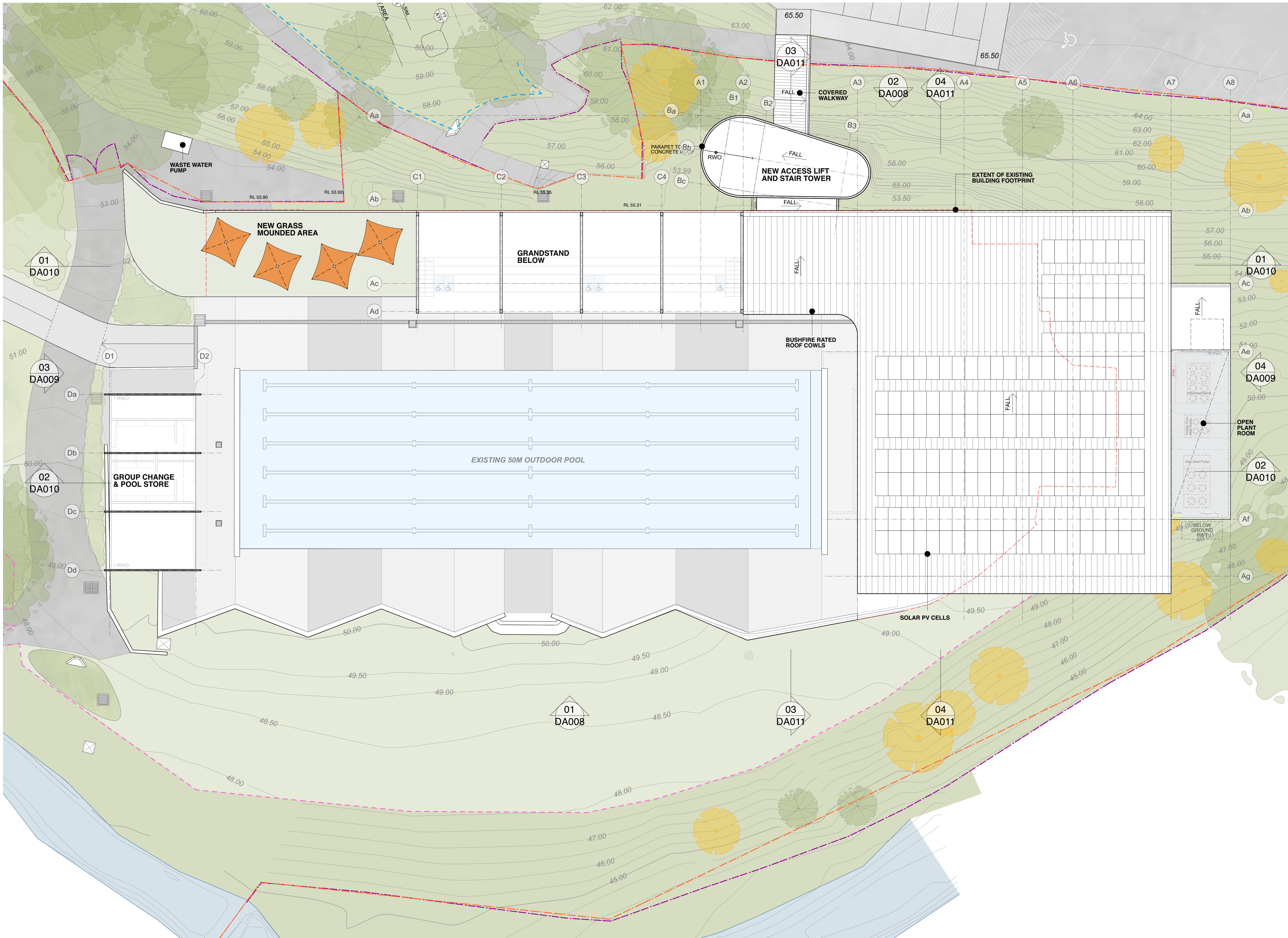
Stanley Road, Epping

Paramatta Council

20/12/23 REVISION 5



brewster
hjorth
architects



DA007
Roof Plan

Epping pool at
Dence Park

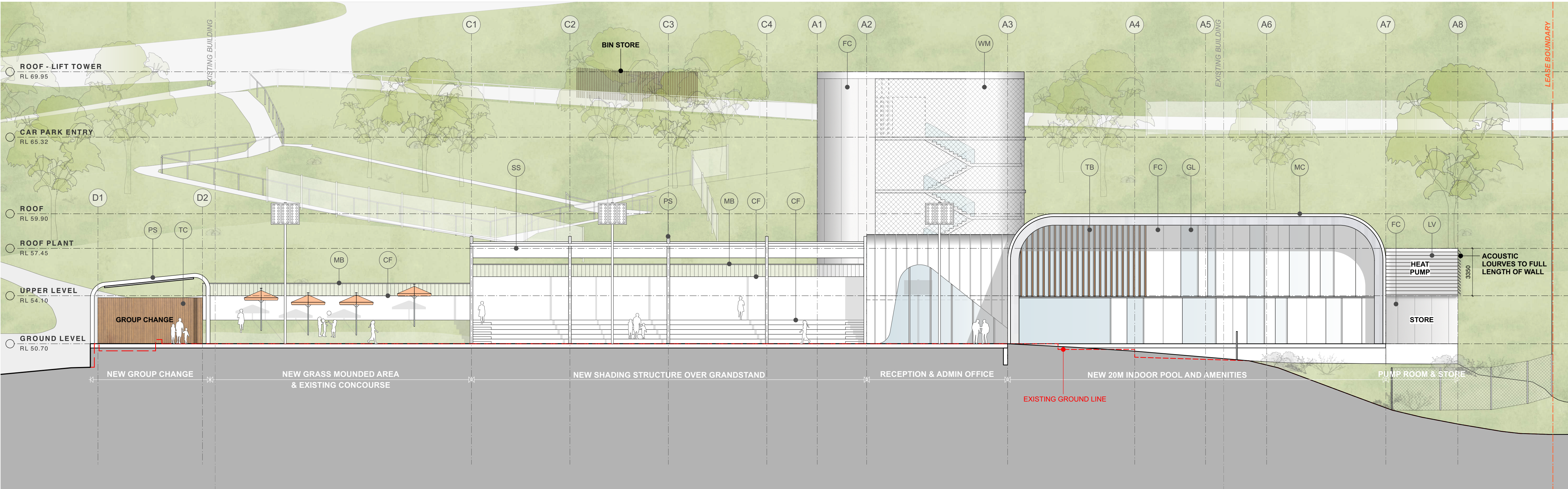
Stanley Road, Epping

Paramatta Council

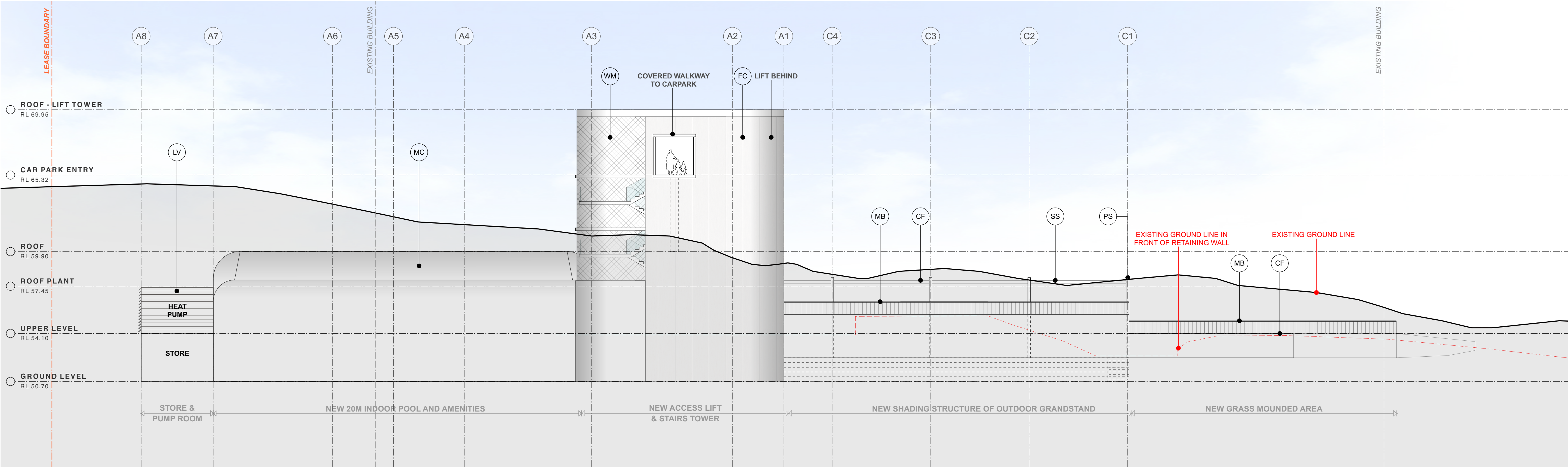
20/12/23 REVISION 5



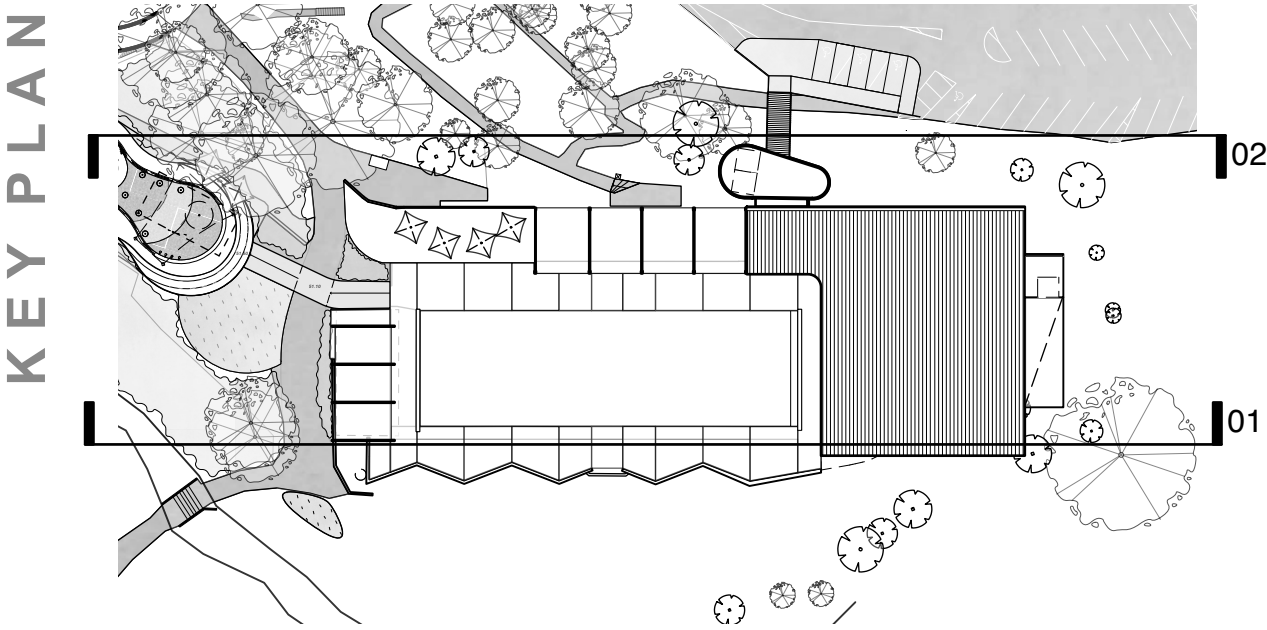
brewster
hjorth
architects



Elevation 01



Elevation 02



1:150 @ A1 + 1:300 @ A3

1 5 7.5

- LEGEND**
- PS - DULUX PAINTED STEEL
 - MC - METAL CLADDING & ROOF SHEETING
 - GL - GLAZING
 - TB - TIMBER FINISH ALUMINIUM BATTEN
 - TC - TIMBER FINISH ALUMINIUM CLADDING
 - PC - POWDERCOATED WINDOWS & DOORS FRAMING
 - LV - VERTICAL & HORIZONTAL LOUVRES
 - PF - COLOURED PAINT FINISH
 - SS - SHADE SAILS
 - MB - METAL BALUSTRADE
 - FC - FIBRE CEMENT CLADDING
 - CF - OFF-FORMED CONCRETE FINISH
 - WM - WIRE MESH

DA008
Elevations-Sheet
1

Epping Pool at
Dence Park

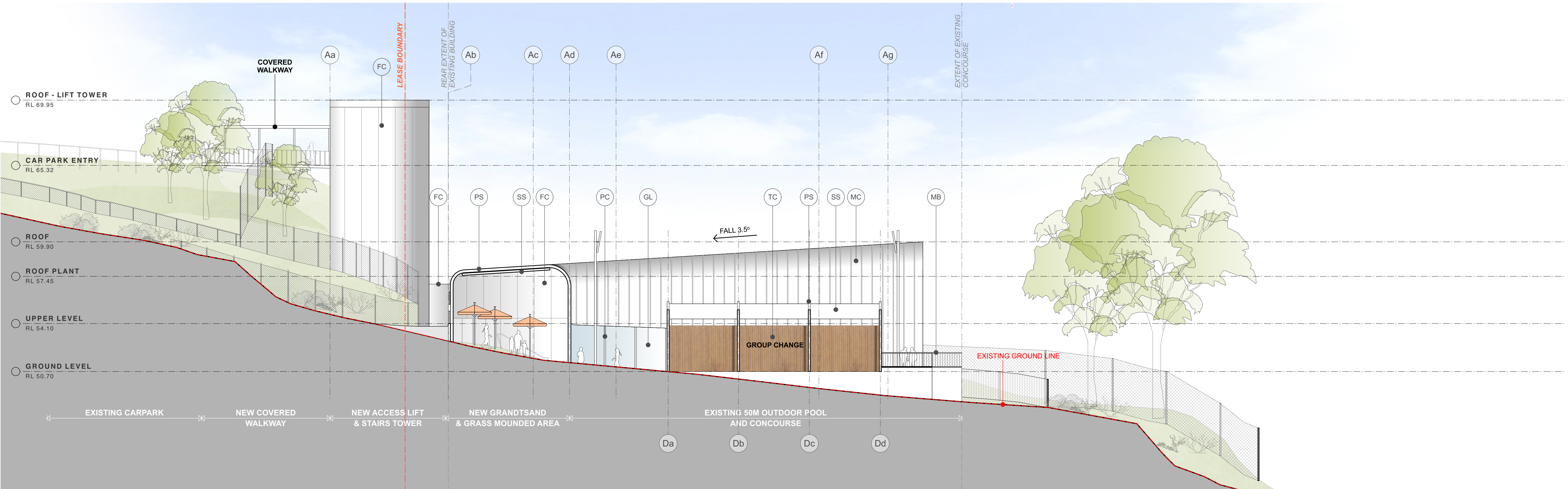
Stanley Road, Epping

Paramatta Council

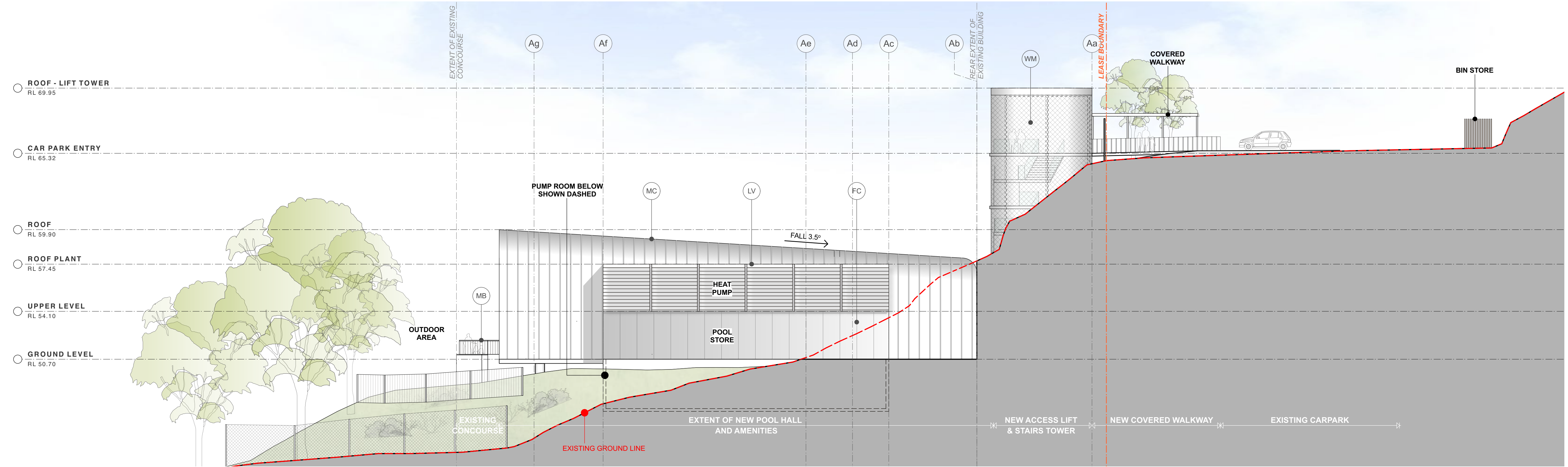
20/12/23 REVISION 5



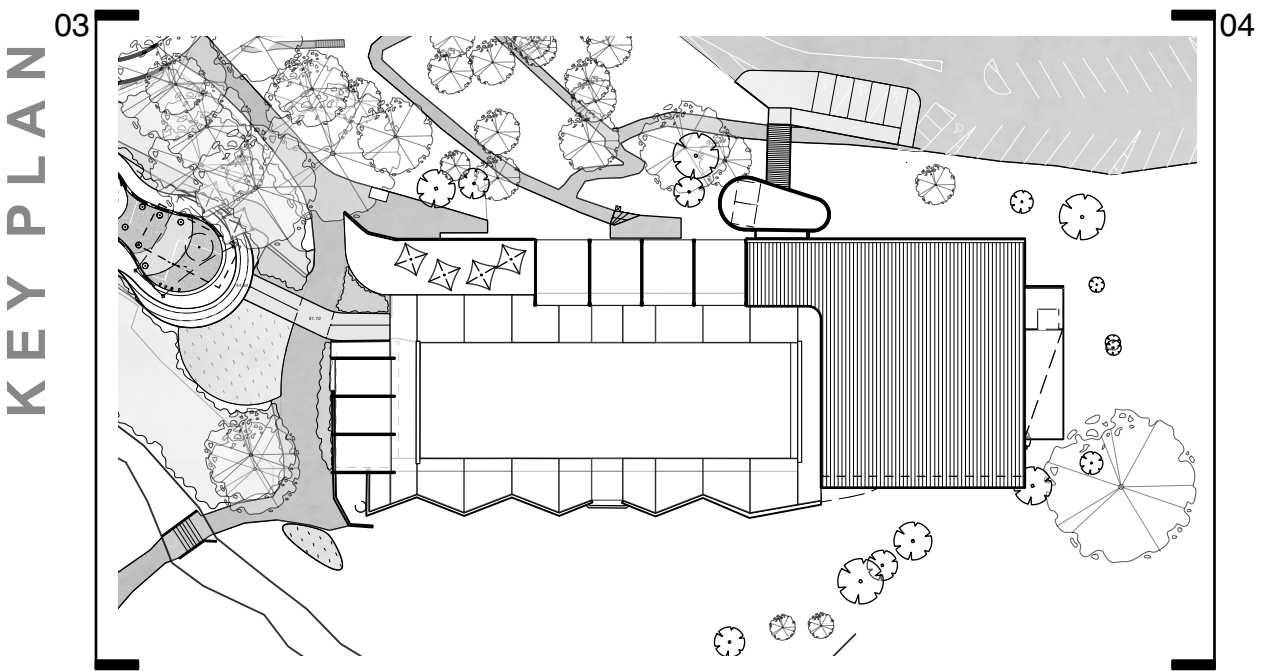
brewster
hjorth
architects



Elevation 03



Elevation 04



1:150 @ A1 + 1:300 @ A3

1 5 7.5

- LEGEND**
- PS - DULUX PAINTED STEEL
 - MC - METAL CLADDING & ROOF SHEETING
 - GL - GLAZING
 - TB - TIMBER FINISH ALUMINIUM BATTEN
 - TC - TIMBER FINISH ALUMINIUM CLADDING
 - PC - POWDERCOATED WINDOWS & DOORS FRAMING
 - LV - VERTICAL & HORIZONTAL LOUVRES
 - PF - COLOURED PAINT FINISH
 - SS - SHADE SAILS
 - MB - METAL BALUSTRADE
 - FC - FIBRE CEMENT CLADDING
 - CF - OFF-FORMED CONCRETE FINISH
 - WM - WIRE MESH

DA009
Elevations-Sheet 2

Epping Pool at Dence Park

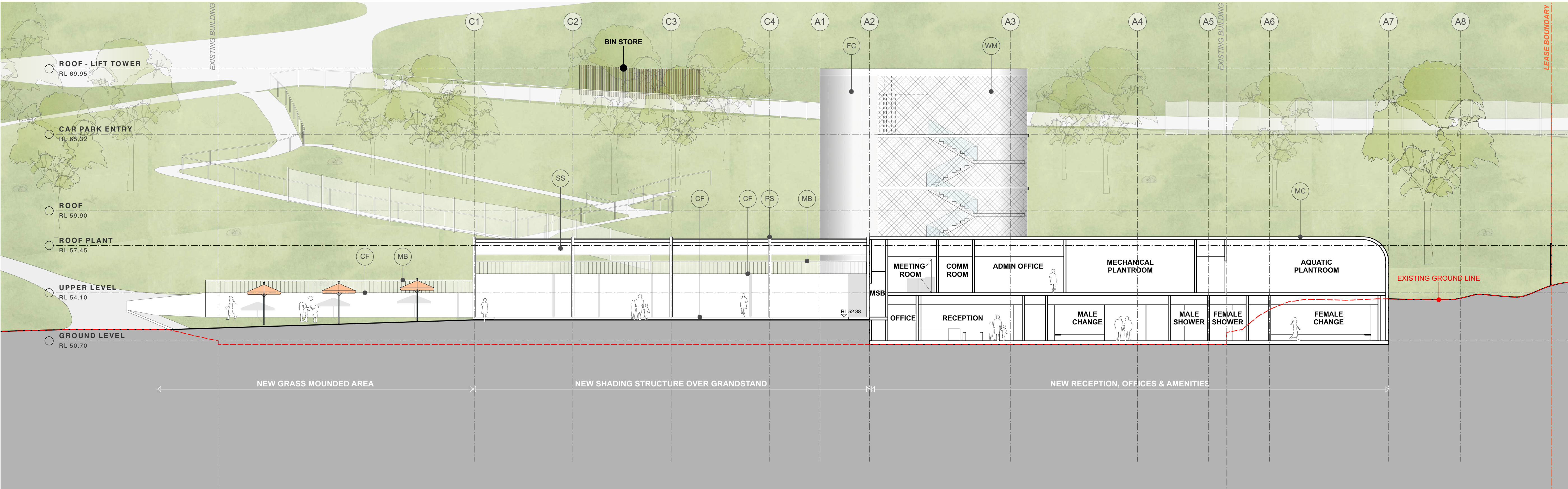
Stanley Road, Epping

Paramatta Council

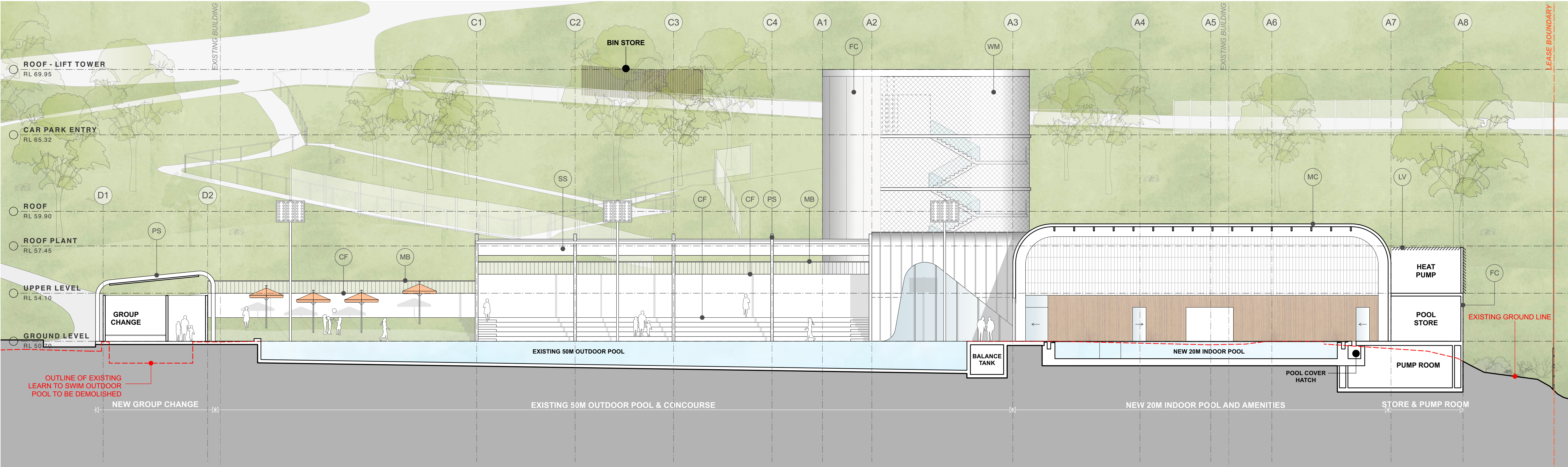
20/12/23 REVISION 5



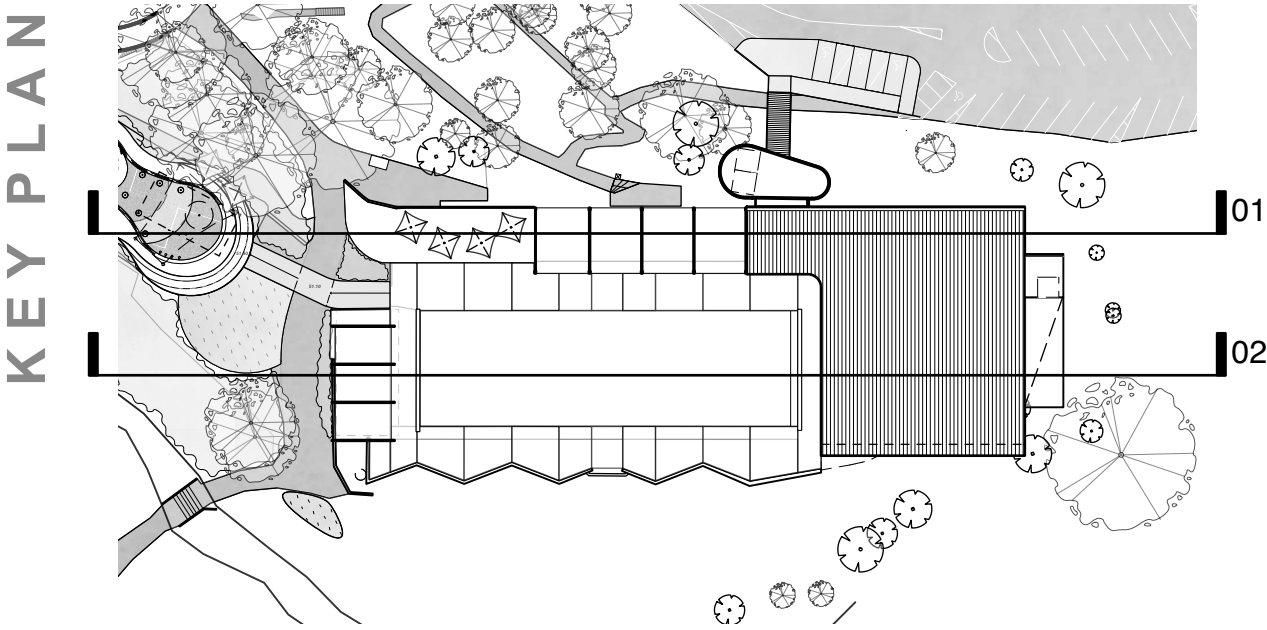
brewster
hjorth
architects



Section 01



Section 02



1:150 @ A1 + 1:300 @ A3
1 5 7.5

- LEGEND**
- PS - DULUX PAINTED STEEL
 - MC - METAL CLADDING & ROOF SHEETING
 - GL - GLAZING
 - TB - TIMBER FINISH ALUMINIUM BATTEN
 - TC - TIMBER FINISH ALUMINIUM CLADDING
 - PC - POWDERCOATED WINDOWS & DOORS FRAMING
 - LV - VERTICAL & HORIZONTAL LOUVRES
 - PF - COLOURED PAINT FINISH
 - SS - SHADE SAILS
 - MB - METAL BALUSTRADE
 - FC - FIBRE CEMENT CLADDING
 - CF - OFF-FORMED CONCRETE FINISH
 - WM - WIRE MESH

DA010
Sections-Sheet 1

Epping Pool at
Dence Park

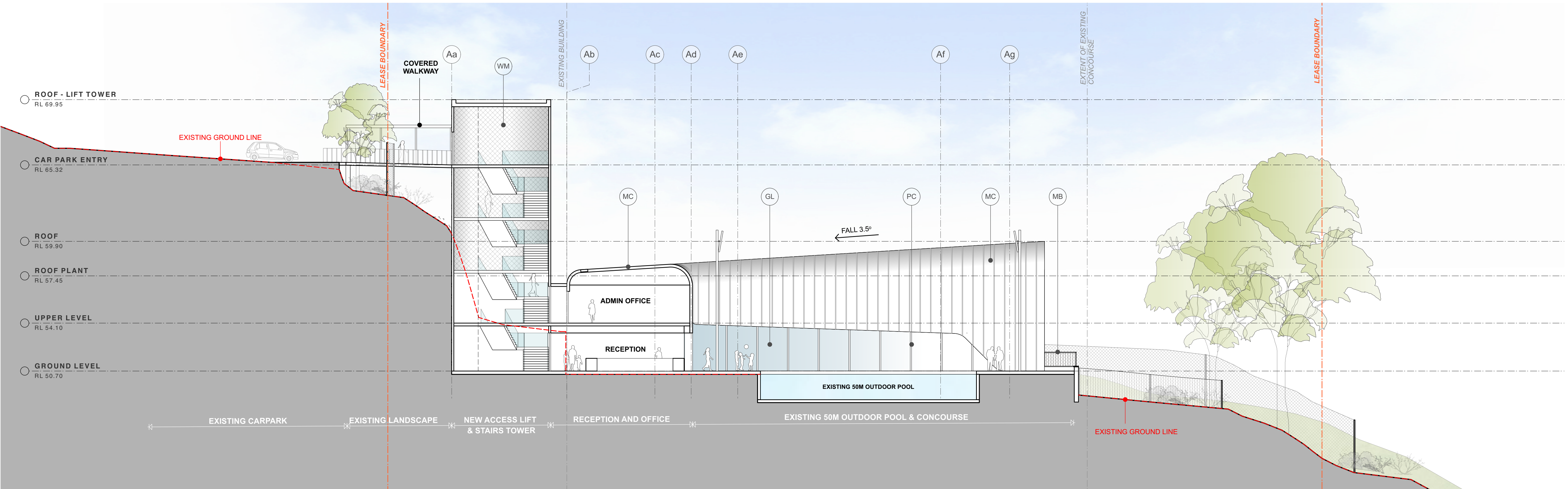
Stanley Road, Epping

Paramatta Council

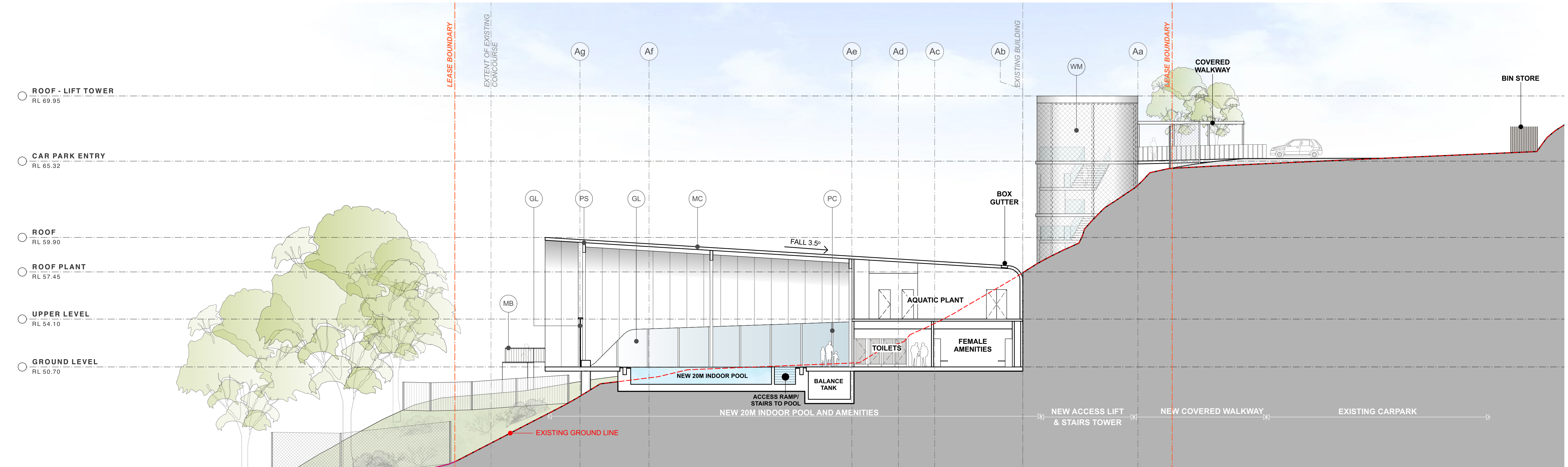
20/12/23 REVISION 5



brewster
hjorth
architects

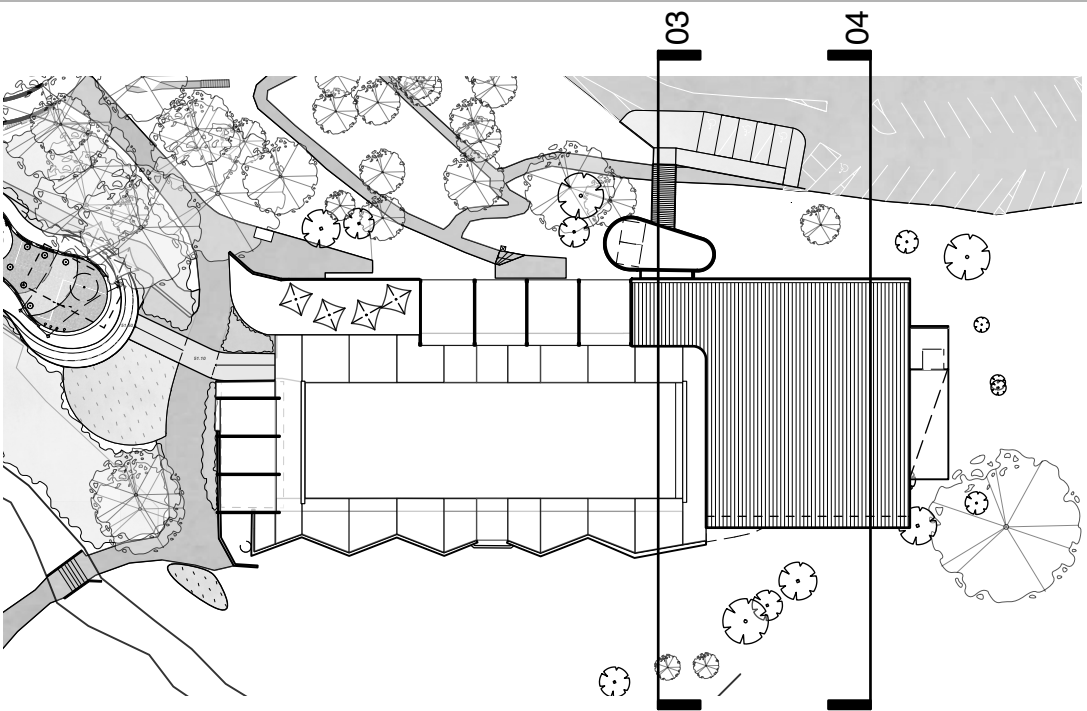


Section 03



Section 04

KEY PLAN



1:150 @ A1 + 1:300 @ A3

1 5 7.5

- LEGEND**
- PS - DULUX PAINTED STEEL
 - MC - METAL CLADDING & ROOF SHEETING
 - GL - GLAZING
 - TB - TIMBER FINISH ALUMINIUM BATTEN
 - TC - TIMBER FINISH ALUMINIUM CLADDING
 - PC - POWDERCOATED WINDOWS & DOORS FRAMING
 - LV - VERTICAL & HORIZONTAL LOUVRES
 - PF - COLOURED PAINT FINISH
 - SS - SHADE SAILS
 - MB - METAL BALUSTRADE
 - FC - FIBRE CEMENT CLADDING
 - CF - OFF-FORMED CONCRETE FINISH
 - WM - WIRE MESH

DA011
Sections-Sheet 2

Epping Pool at
Dence Park

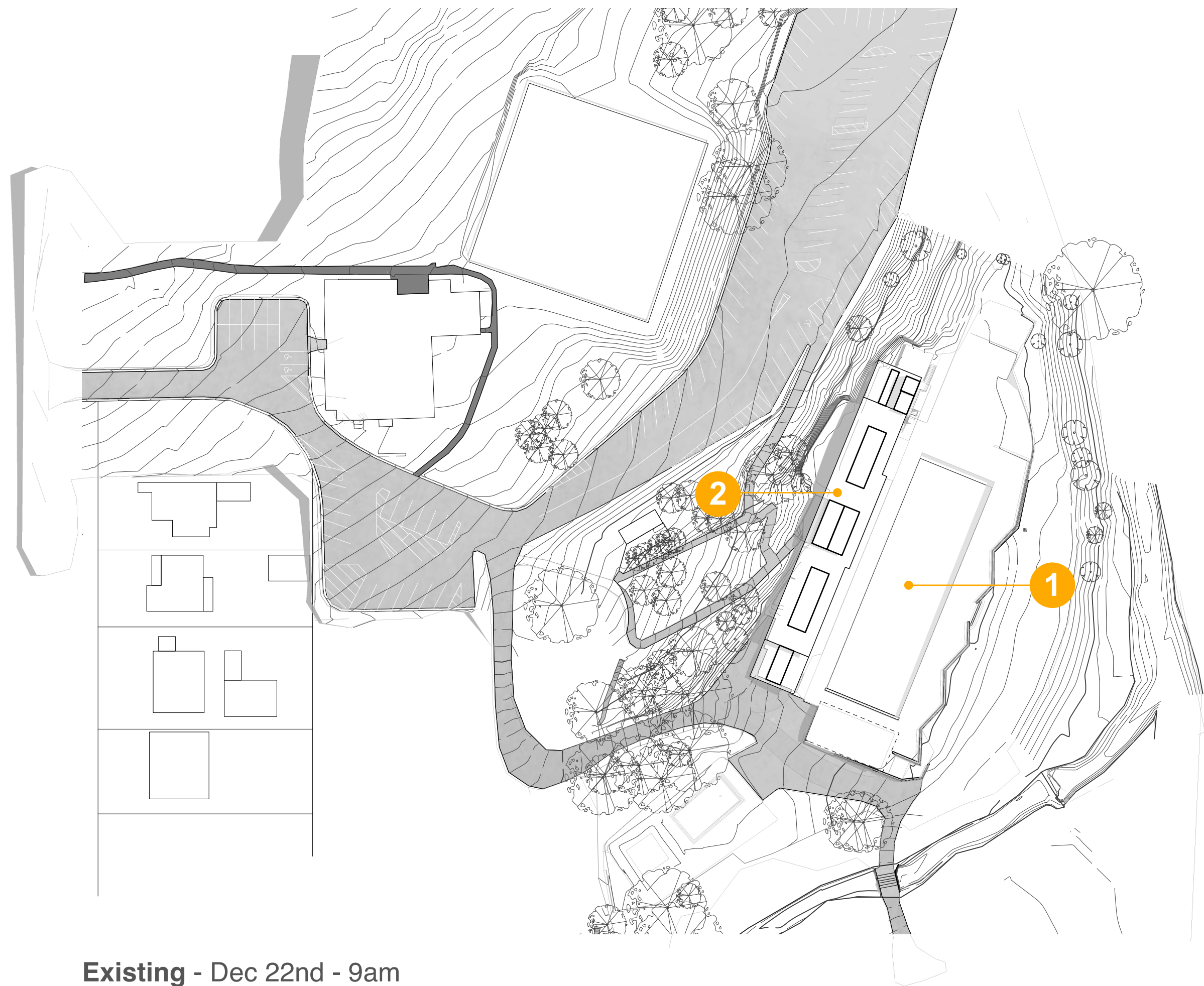
Stanley Road, Epping

Paramatta Council

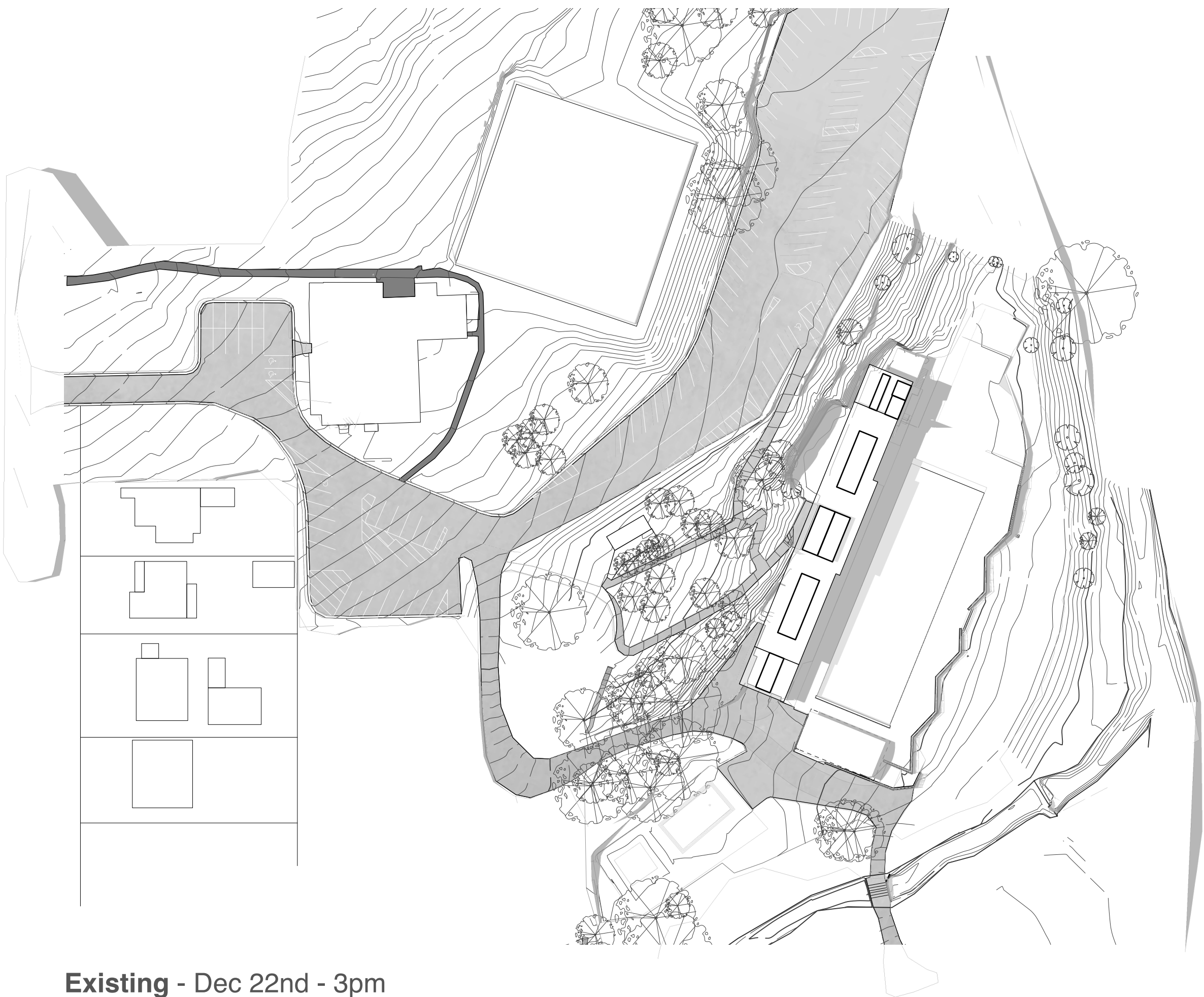
20/12/23 REVISION 5



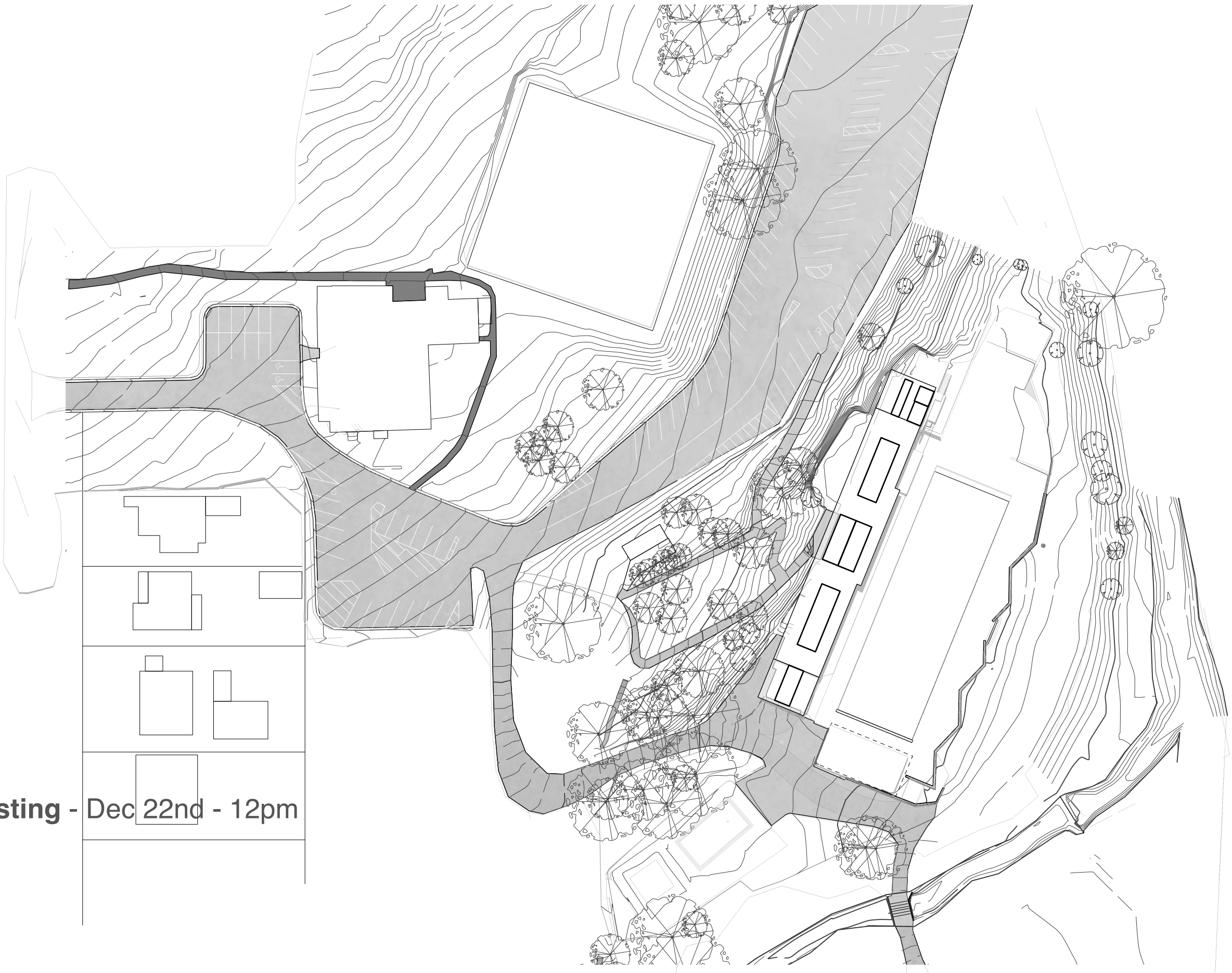
brewster
hjorth
architects



Existing - Dec 22nd - 9am



Existing - Dec 22nd - 3pm



Existing - Dec 22nd - 12pm

- 1. Existing 50m pool and pool concourse to be retained
- 2. Existing leisure pool building to be demolished



DA012

Ex. Shadow
Diagrams -
Sheet 1

Epping Pool at
Dence Park

Stanley Road, Epping

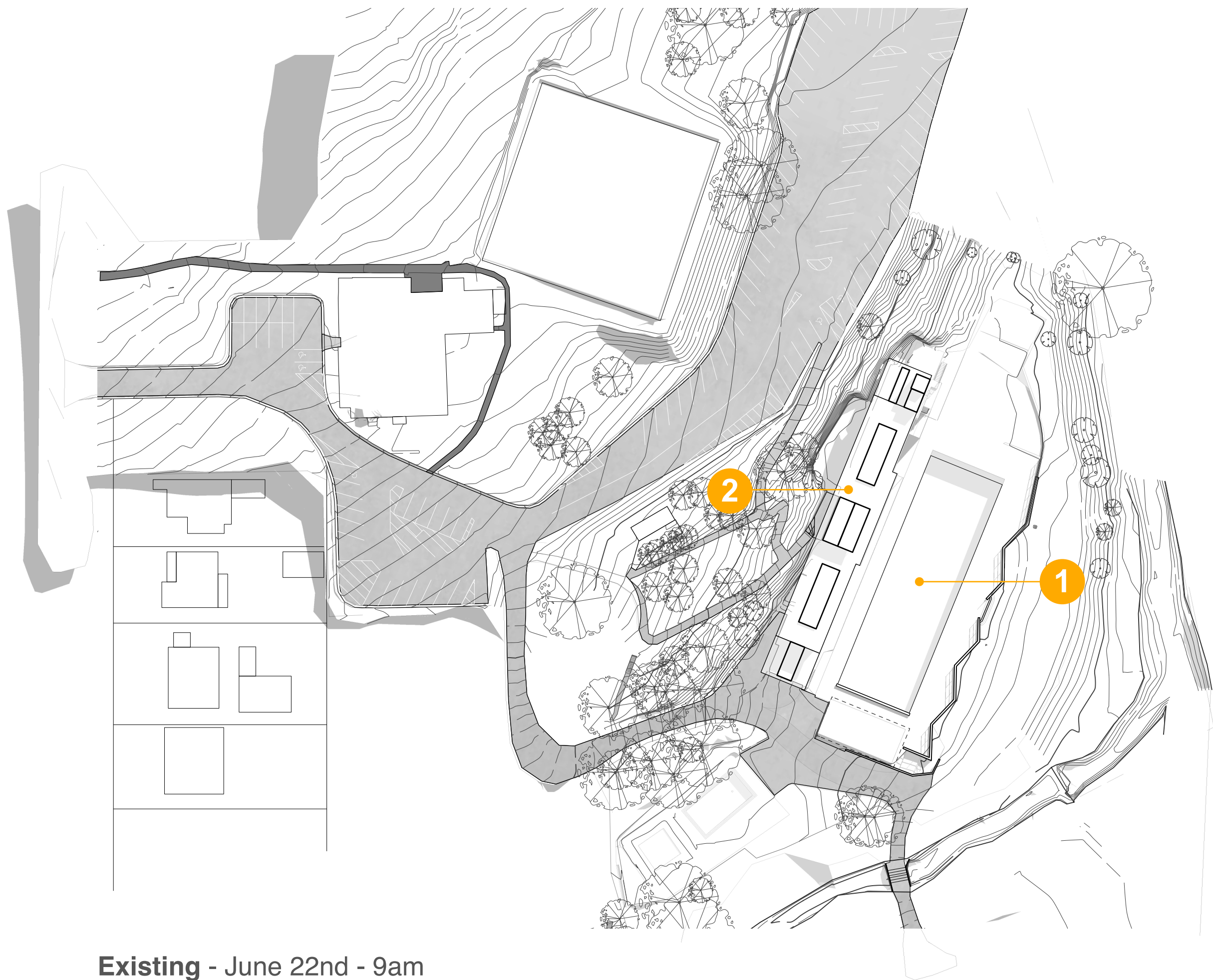
Paramatta Council

20/12/23 REVISION 3

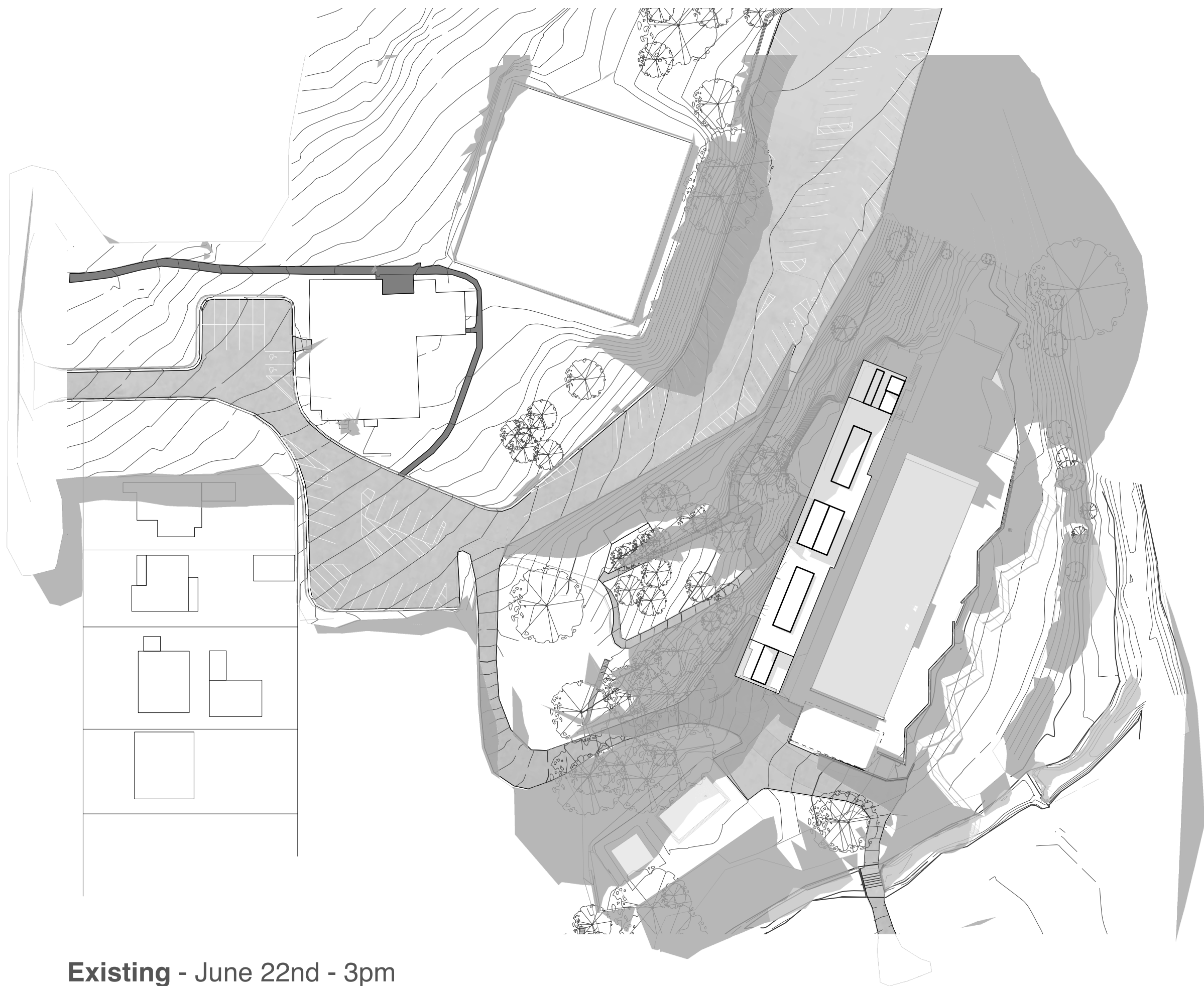


brewster
hjorth
architects

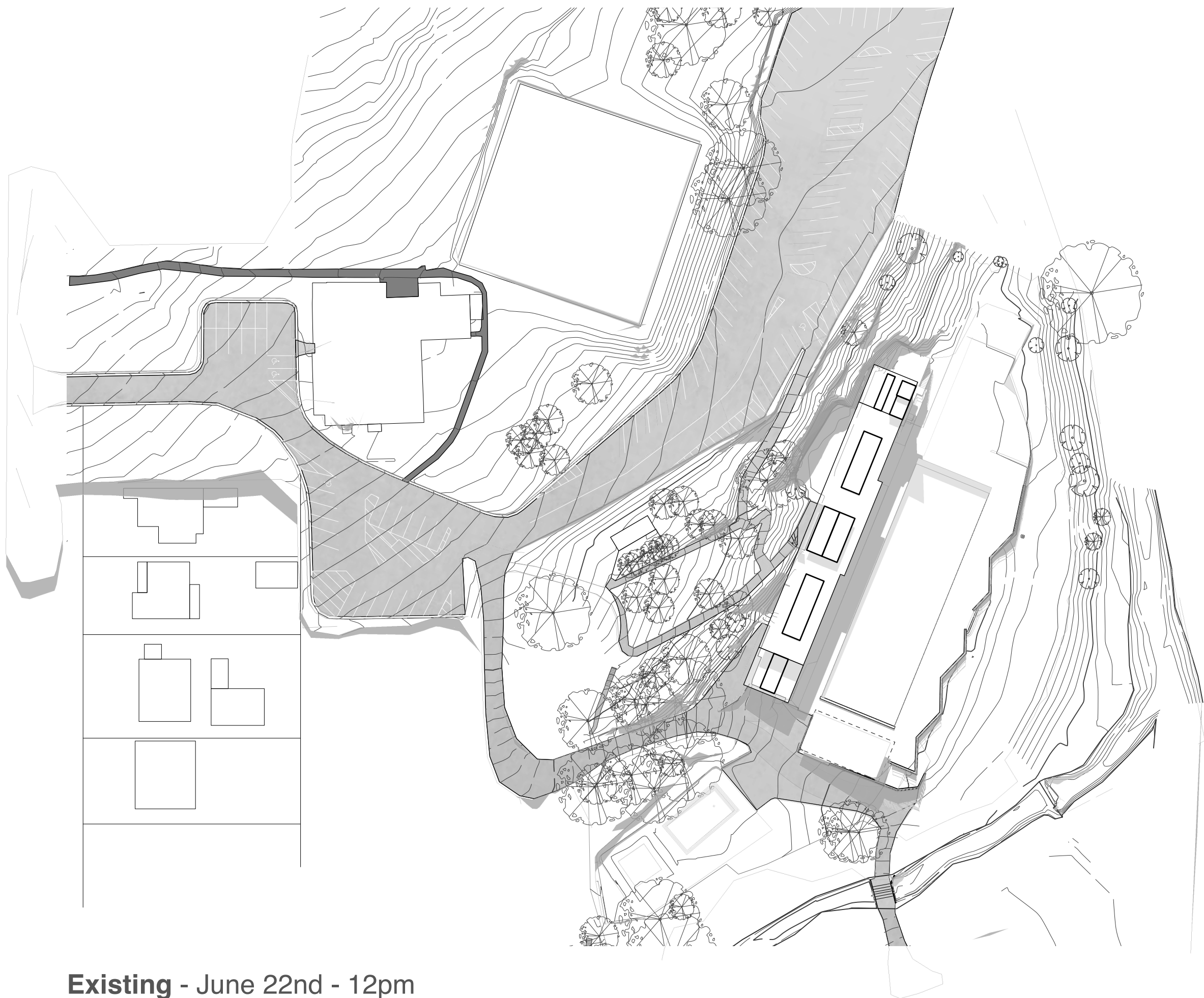
/Users/architect/E/2023 Misc Drawings_edwin.vwxw



Existing - June 22nd - 9am



Existing - June 22nd - 3pm



Existing - June 22nd - 12pm

- 1. Existing 50m pool and pool concourse to be retained
- 2. Existing leisure pool building to be demolished



DA013

Ex. Shadow
Diagrams -
Sheet 2

Epping Pool at
Dence Park

Stanley Road, Epping

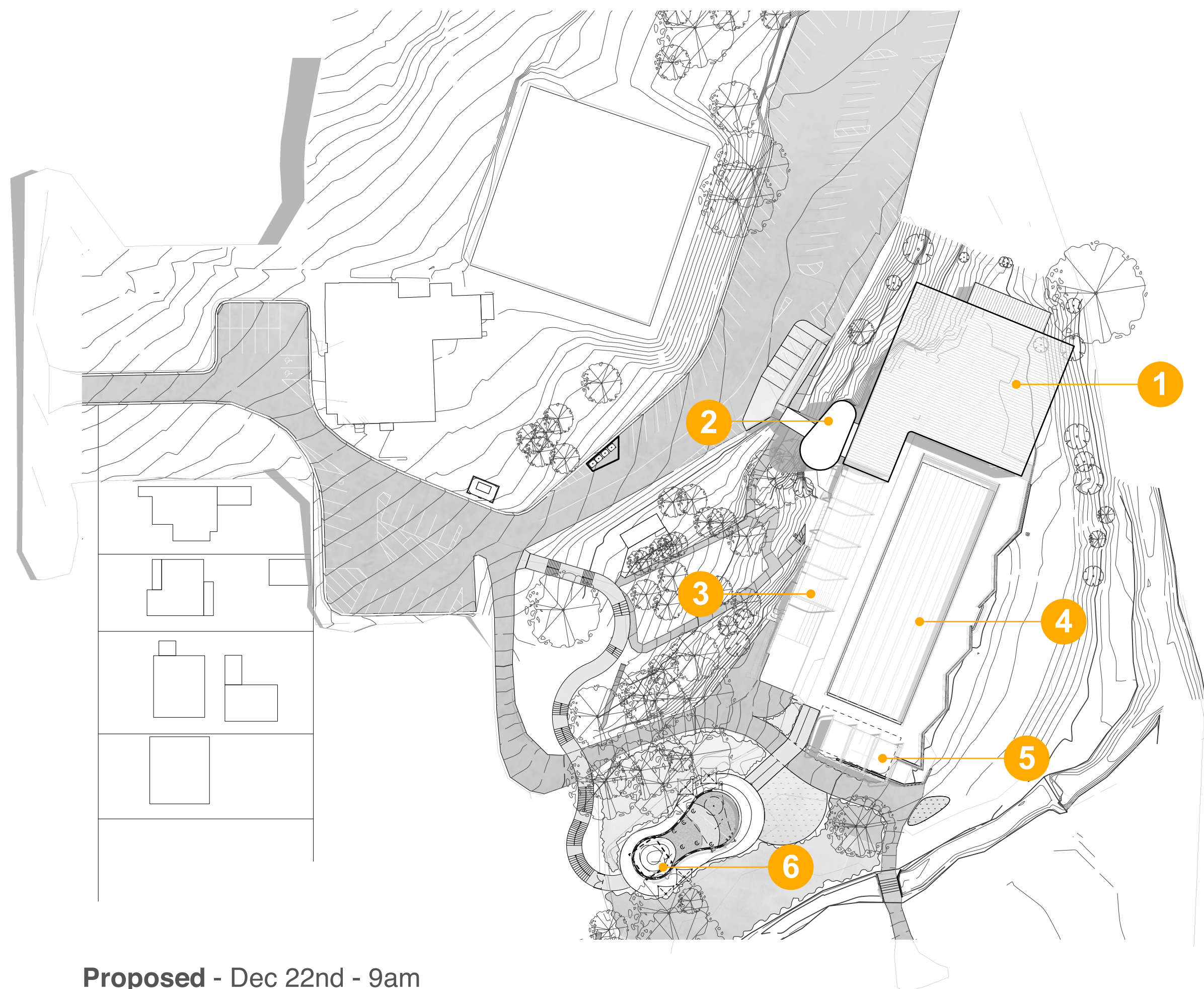
Paramatta Council

20/12/23 REVISION 3

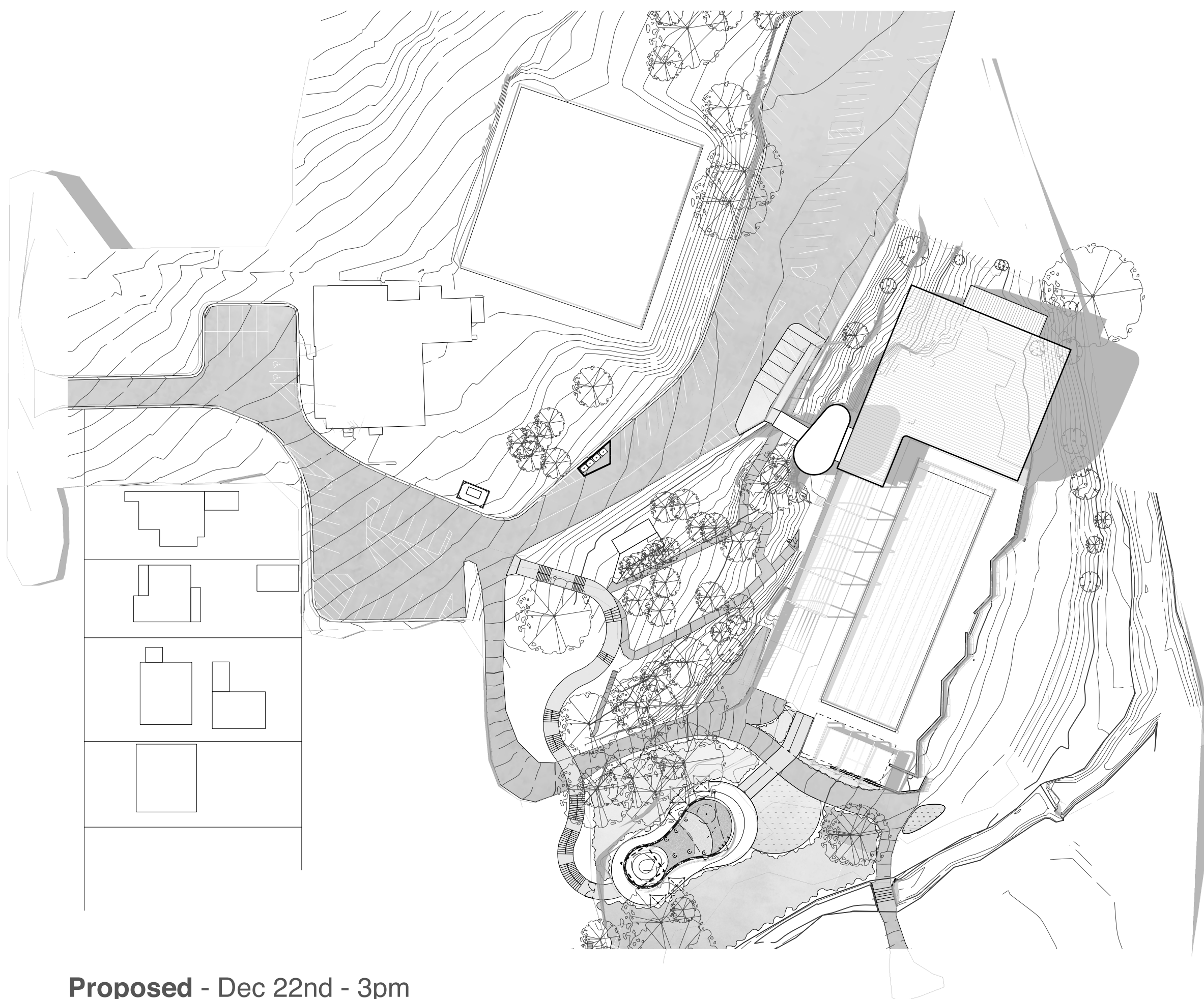


brewster
hjorth
architects

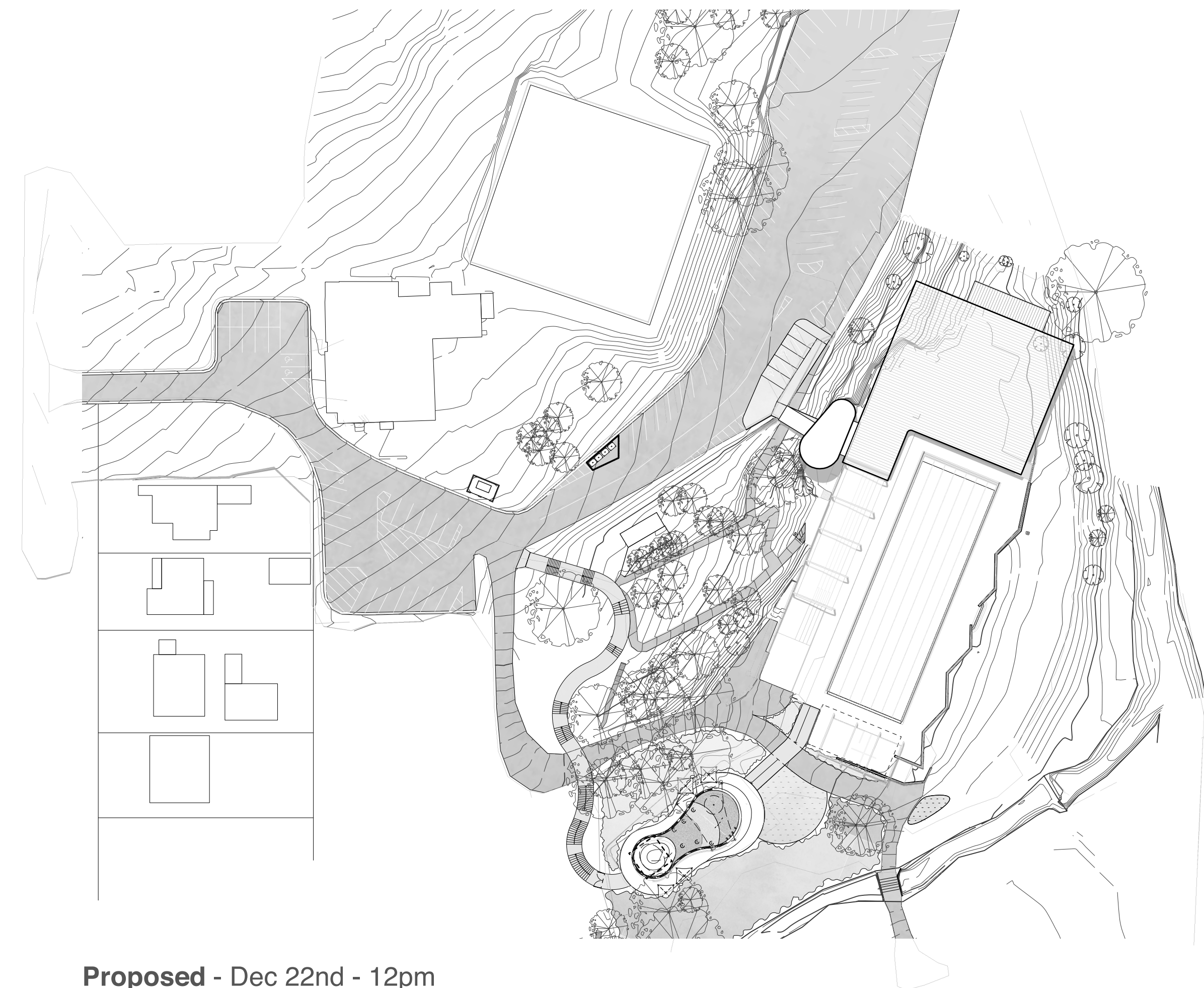
/Users/architect/EI/2023 Misc Drawings_edwin.vwxw



Proposed - Dec 22nd - 9am



Proposed - Dec 22nd - 3pm



Proposed - Dec 22nd - 12pm

1. Proposed new 20m pool hall, amenities and services plant room
2. Proposed new lift tower and stair access from carpark to building
3. Proposed new grandstand with tensile shade structure
4. Existing 50m pool
5. Proposed new group change and amenities with tensile shade structure
6. Proposed new toddler pool and splash pad with tensile shade structure



DA014

Prop. Shadow
Diagrams -
Sheet 1

Epping Pool at
Dence Park

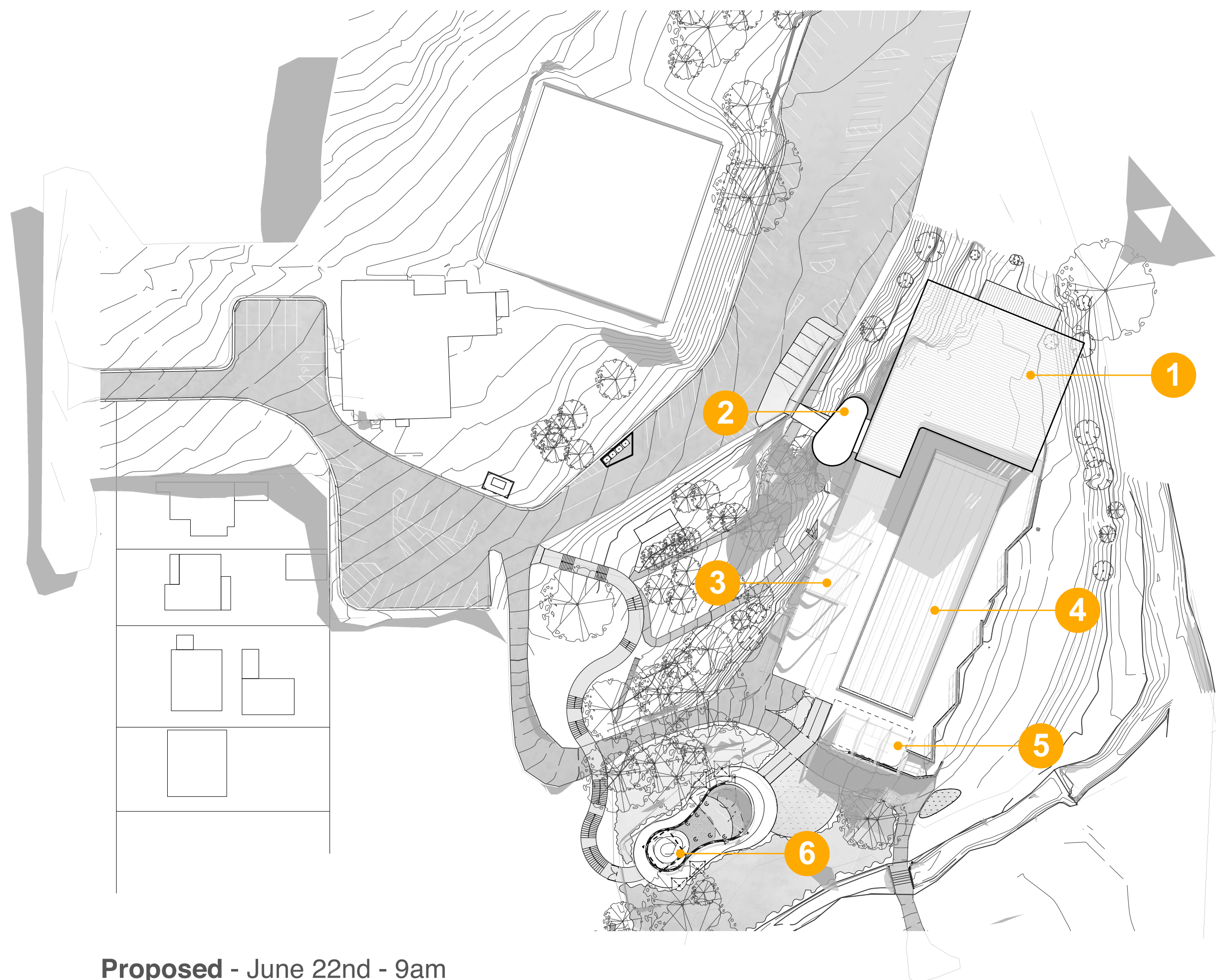
Stanley Road, Epping

Paramatta Council

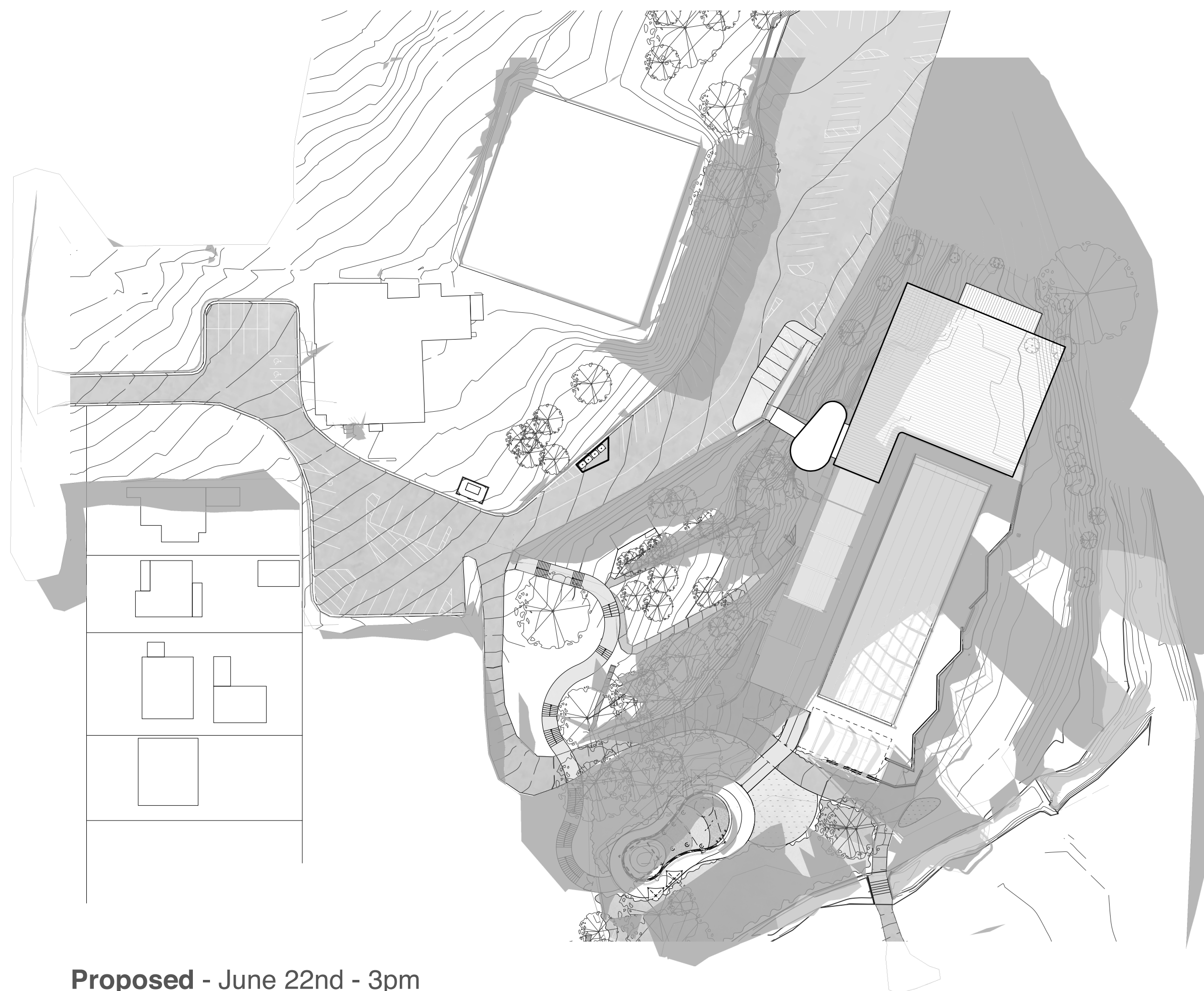
20/12/23 REVISION 4



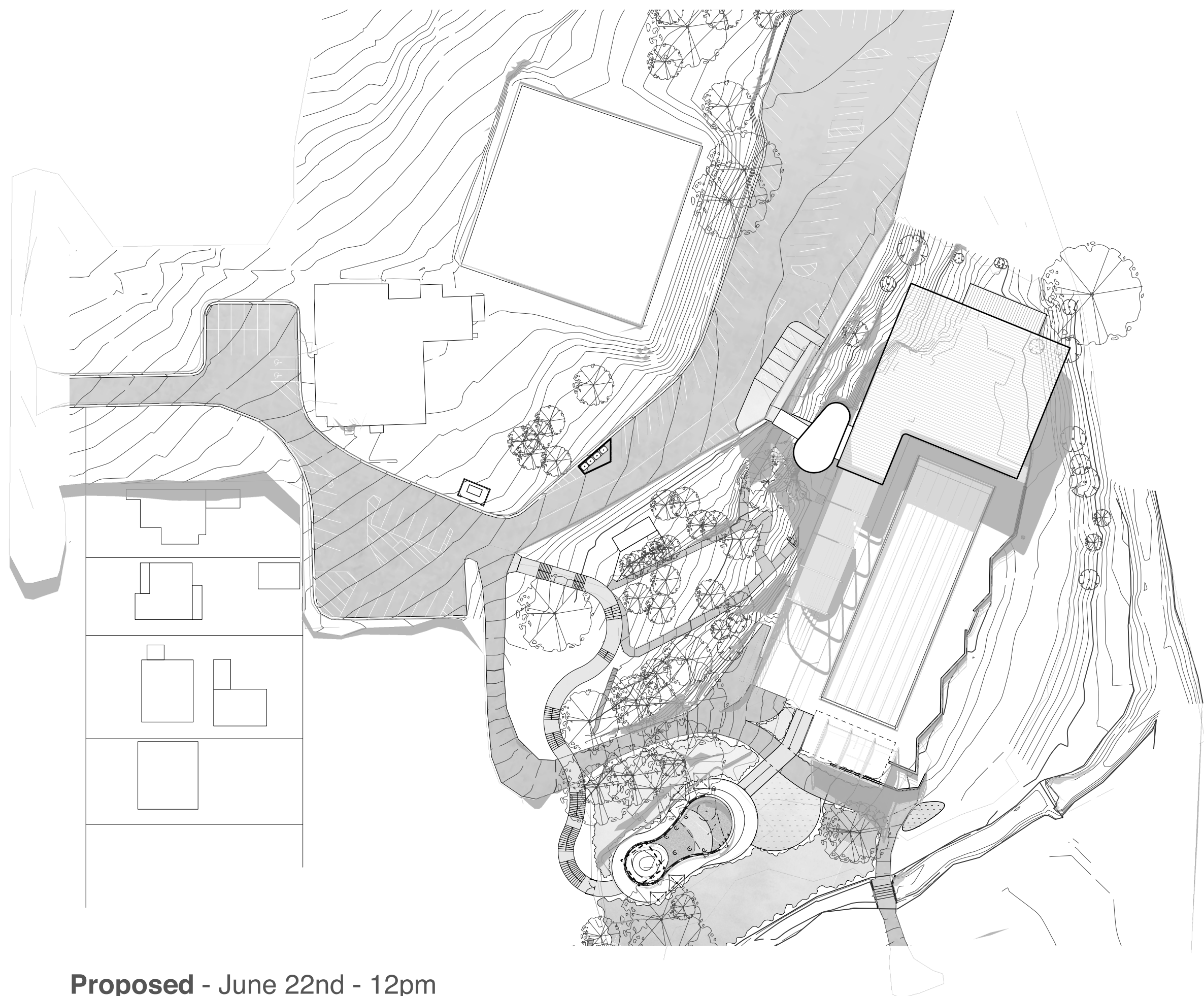
brewster
hjorth
architects



Proposed - June 22nd - 9am




Proposed - June 22nd - 3pm



Proposed - June 22nd - 12pm

1. Proposed new 20m pool hall, amenities and services plant room
2. Proposed new lift tower and stair access from carpark to building
3. Proposed new grandstand with tensile shade structure
4. Existing 50m pool
5. Proposed new group change and amenities with tensile shade structure
6. Proposed new toddler pool and splash pad with tensile shade structure



DA015

Prop. Shadow
Diagrams -
Sheet 2

Epping Pool at
Dence Park

Stanley Road, Epping

Paramatta Council

20/12/23 REVISION 4



brewster
hjorth
architects



2.

20M POOL RENDER



DA018
Photomontage
Render - Sheet 2

Epping Pool at
Dence Park

Stanley Road, Epping

Paramatta Council

20/12/23 REVISION 2



brewster
hjorth
architects

/Volumes/BHA/FilesServer/2020/20208 Epping Pool Paramatta/05 Design/15 04 Drawings/01 Concept Design/03 Working/03 Trial/20208 Misc Drawings_11na.vsw



1.

50M POOL RENDER



DA017
Photomontage
Render - Sheet 1

Epping Pool at
Dence Park

Stanley Road, Epping

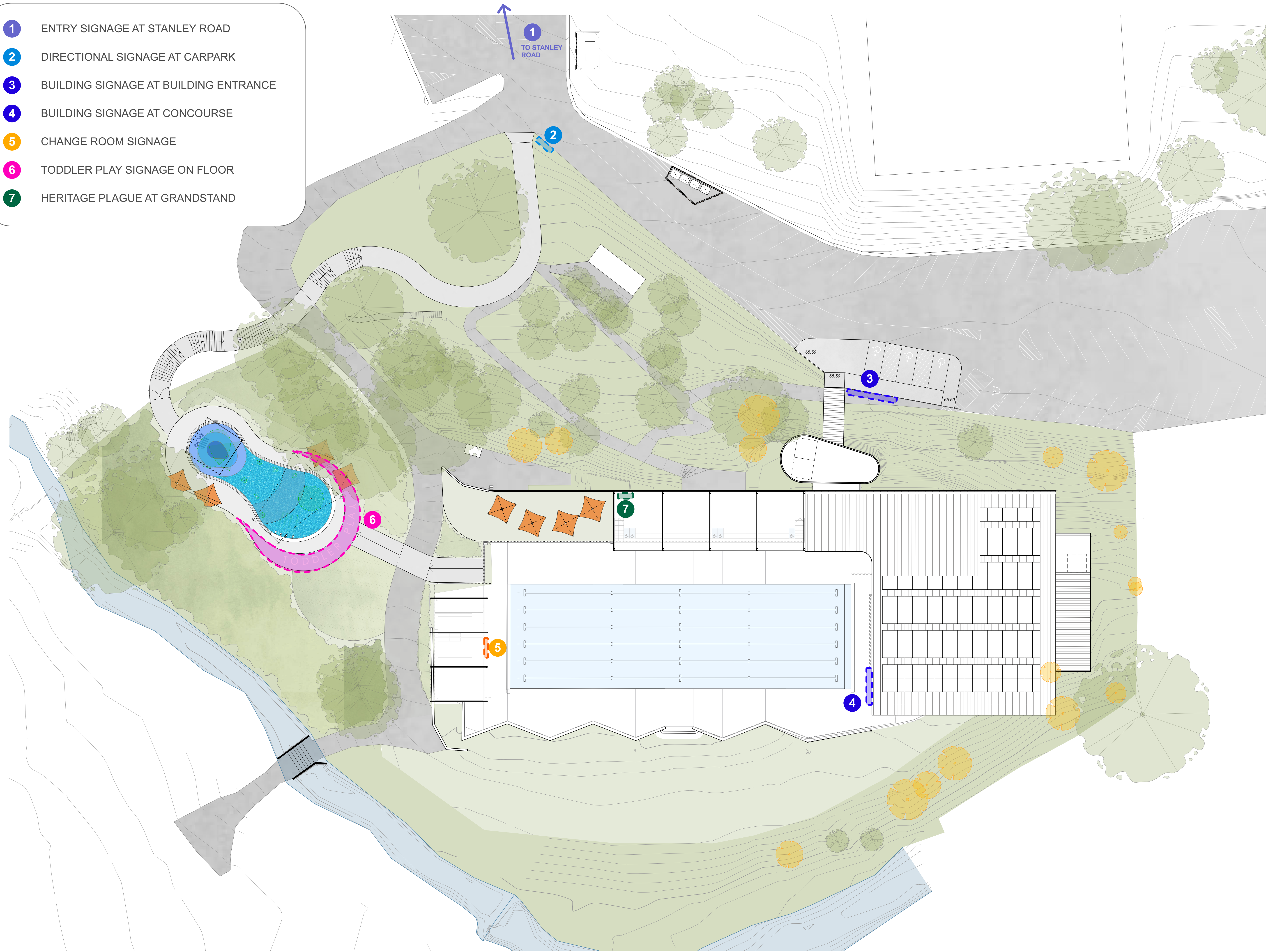
Paramatta Council

20/12/23 REVISION 2



brewster
hjorth
architects

/Volumes/BHA/FileSystem/20202028 Epping Pool Paramatta/05 Design/5.04 Drawings/01 Concept Design/03 Working/03 Final/202028 Misc Drawings_1.rvt



- 1 ENTRY SIGNAGE AT STANLEY ROAD
- 2 DIRECTIONAL SIGNAGE AT CARPARK
- 3 BUILDING SIGNAGE AT BUILDING ENTRANCE
- 4 BUILDING SIGNAGE AT CONCOURSE
- 5 CHANGE ROOM SIGNAGE
- 6 TODDLER PLAY SIGNAGE ON FLOOR
- 7 HERITAGE PLAGUE AT GRANDSTAND

1:250 @ A1 + 1:500 @ A3

1 5 12.5

- LEGENDS:
- T#** EXISTING TREES RETAINED. REFER TO ARBORIST REPORT FOR TREE NUMBER.
- TG#** EXISTING TREE GROUP RETAINED. REFER TO ARBORIST REPORT FOR TREE NUMBER.
- PITTOSPORUM UNDULATUM
COTONEASTER SP.
LIGUSTRUM SPP.
4-6M HEIGHT
- TREES TO BE REMOVED

DA019
Signage Strategy -
Sheet 1

Epping Pool at
Dence Park

Stanley Road, Epping

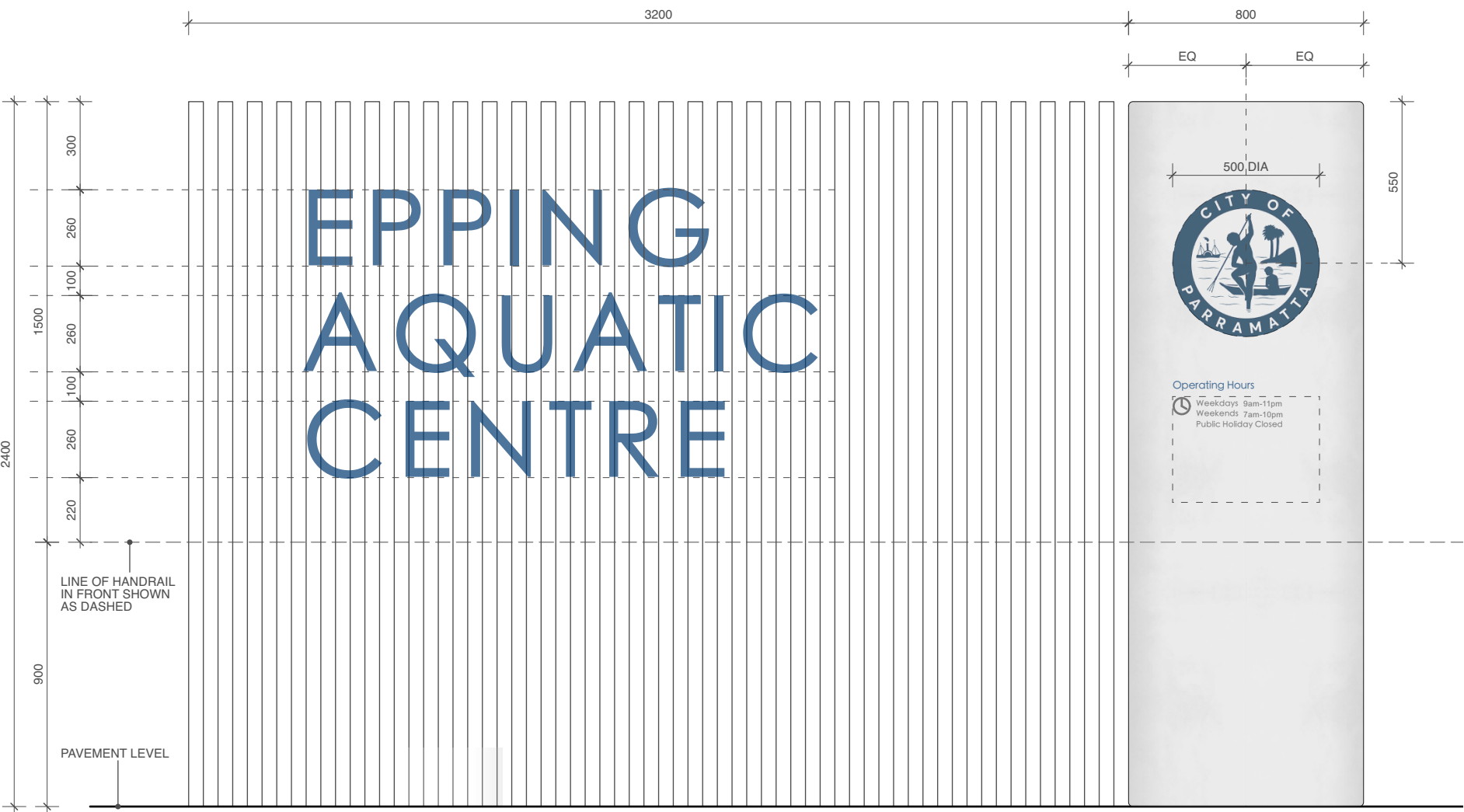
Paramatta Council

15/12/23 REVISION 1



brewster
hjorth
architects

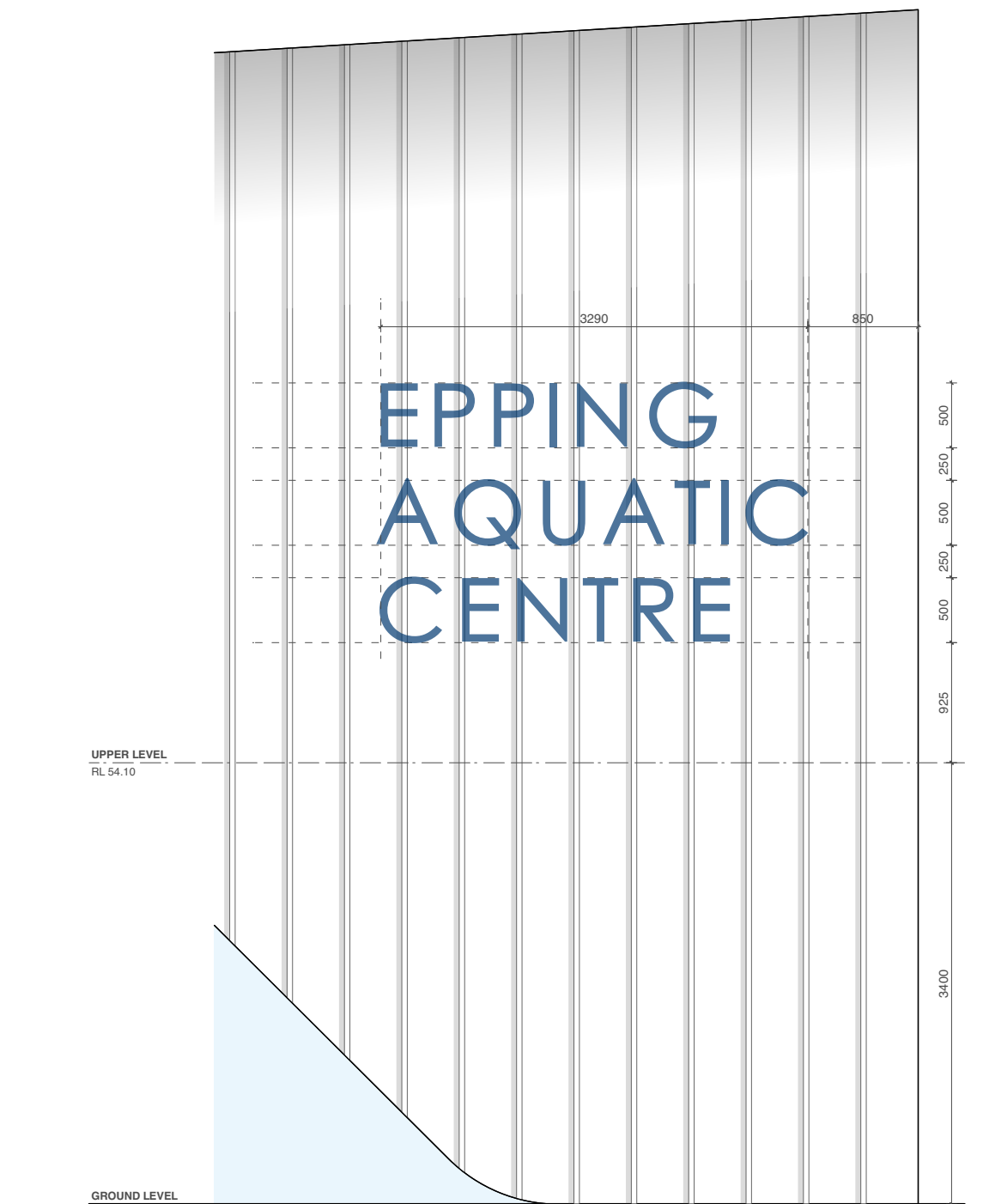

/Volumes/BHA/FileSystem/2020/2028 Epping Pool Paramatta/05 Design/04 Drawings/01 Concept Design/03 Working/00 Title/22/28 Site Plan_1.tna www



Entry & Building Entrance Signage - Front Elevation
Scale 1:20



Directional Signage - Front Elevation
Scale 1:20



Building Signage - Elevation
Scale 1:50

1:250 @ A1 + 1:500 @ A3

DA020
Signage Strategy -
Sheet 2

Epping Pool at
Dence Park

Stanley Road, Epping

Paramatta Council

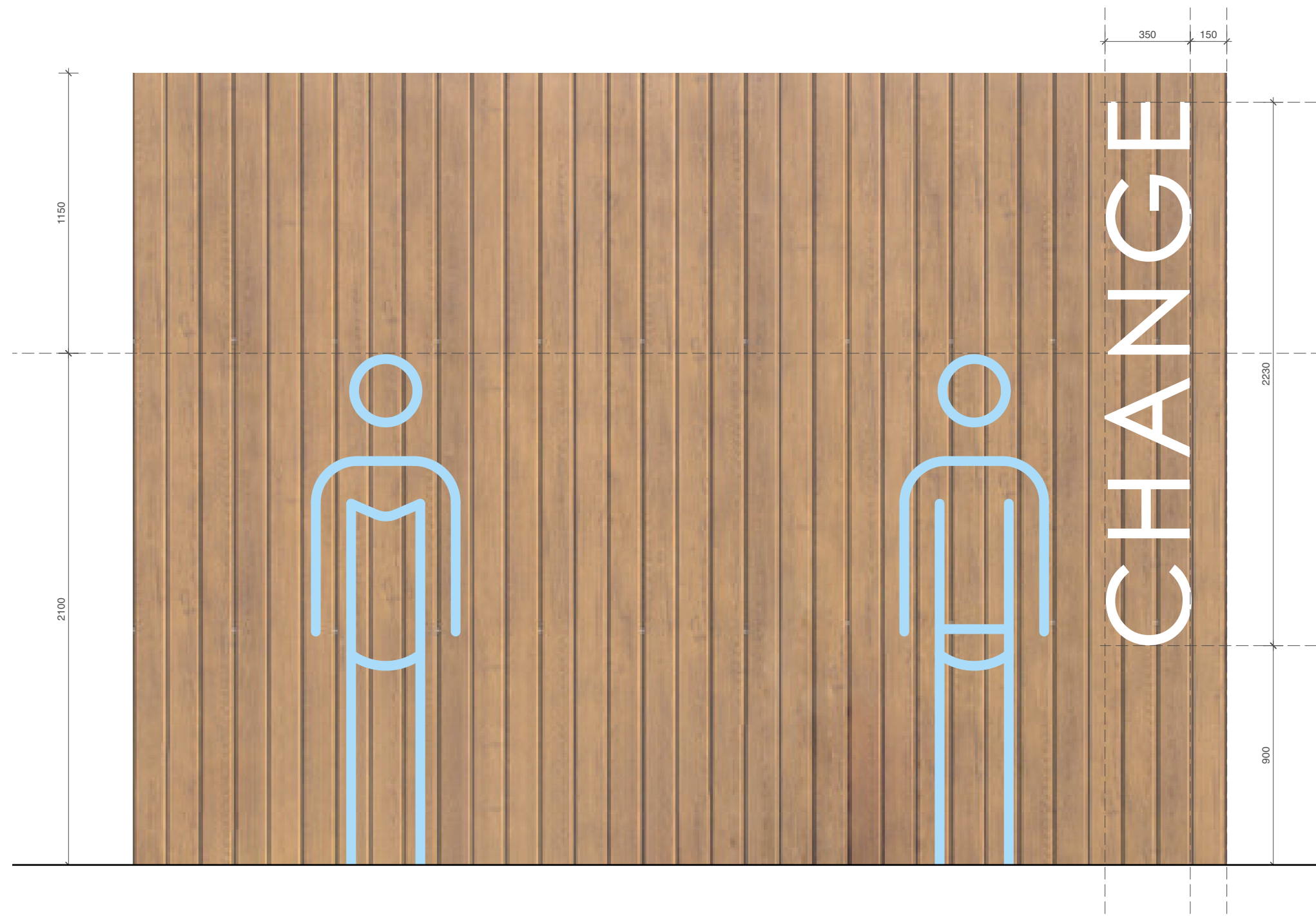
13/5/24 REVISION 2



brewster
hjorth
architects



Change Room Signage View From Outdoor Concourse

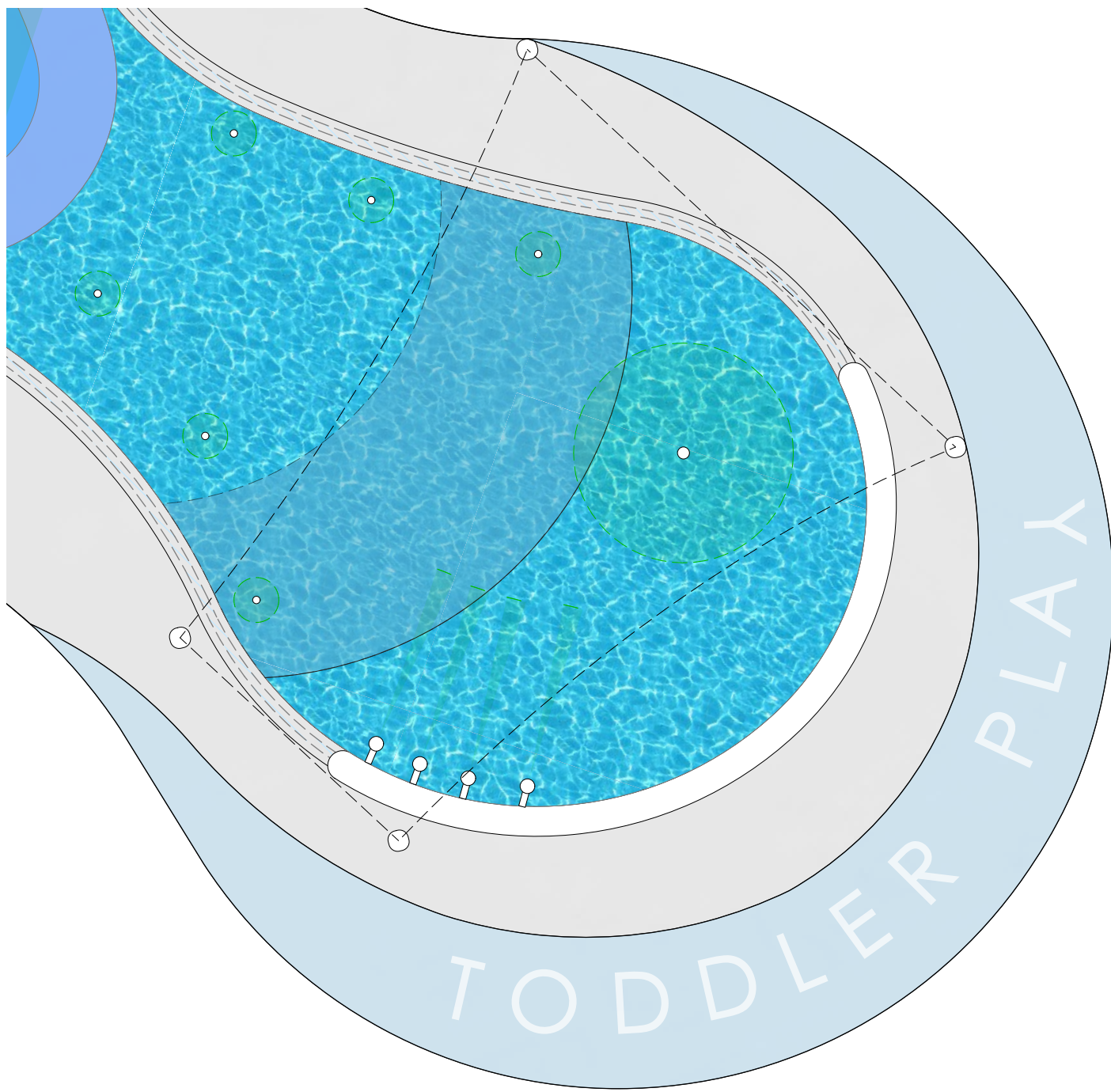


Change Room Signage - Elevation

Scale 1:20

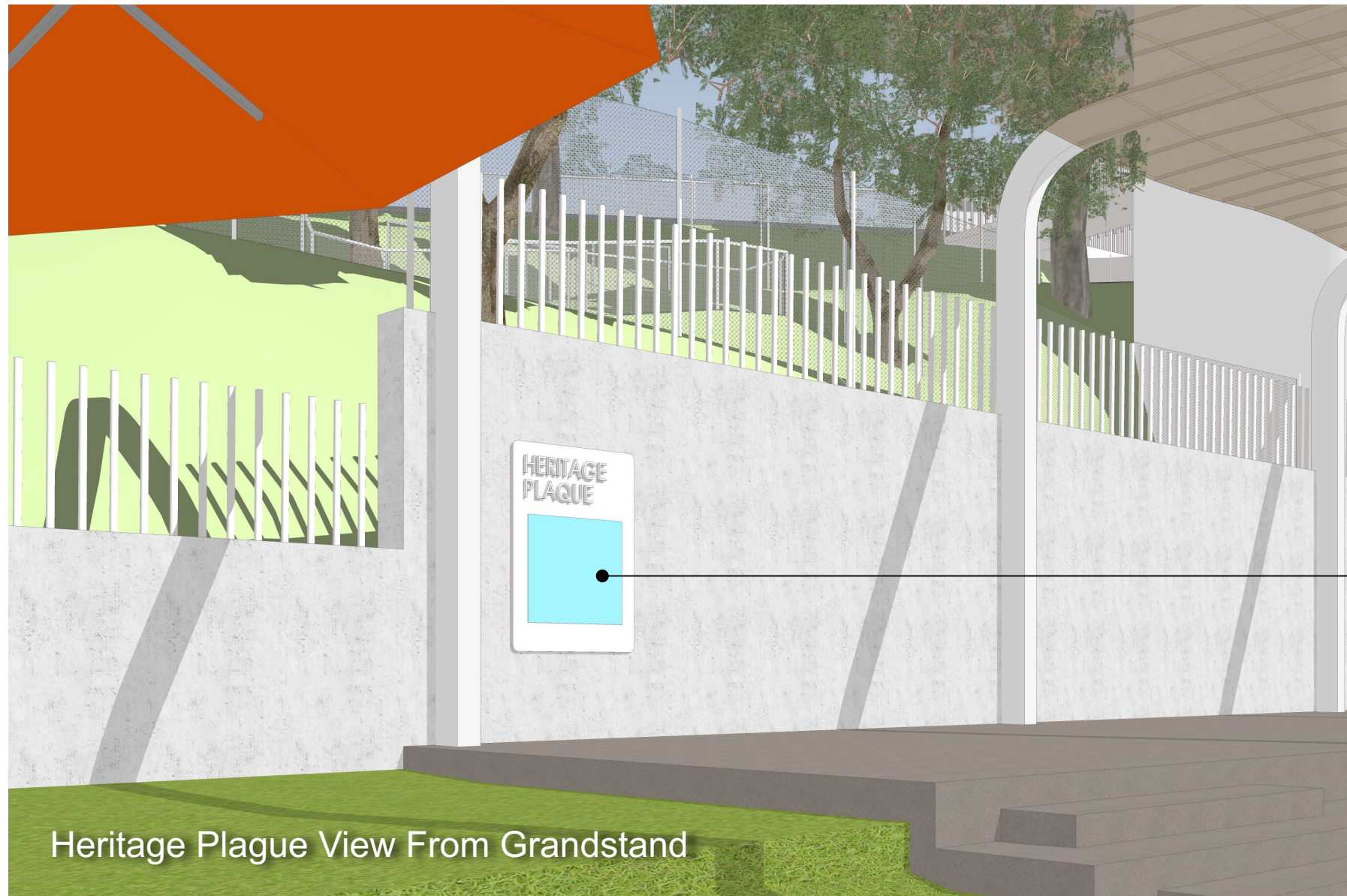


Toddler Signage View From Toddler Concourse



Toddler Pool Signage - Plan

Scale 1:100



Heritage Plaque View From Grandstand

Relocation of reinstatement of existing commemorative opening plaque in line with statement of heritage impact

1:250 @ A1 + 1:500 @ A3

DA021
Signage Strategy -
Sheet 3

Epping Pool at
Dence Park

Stanley Road, Epping

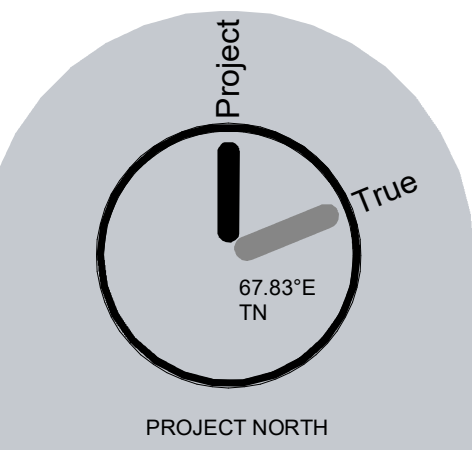
Paramatta Council

15/12/23 REVISION 1

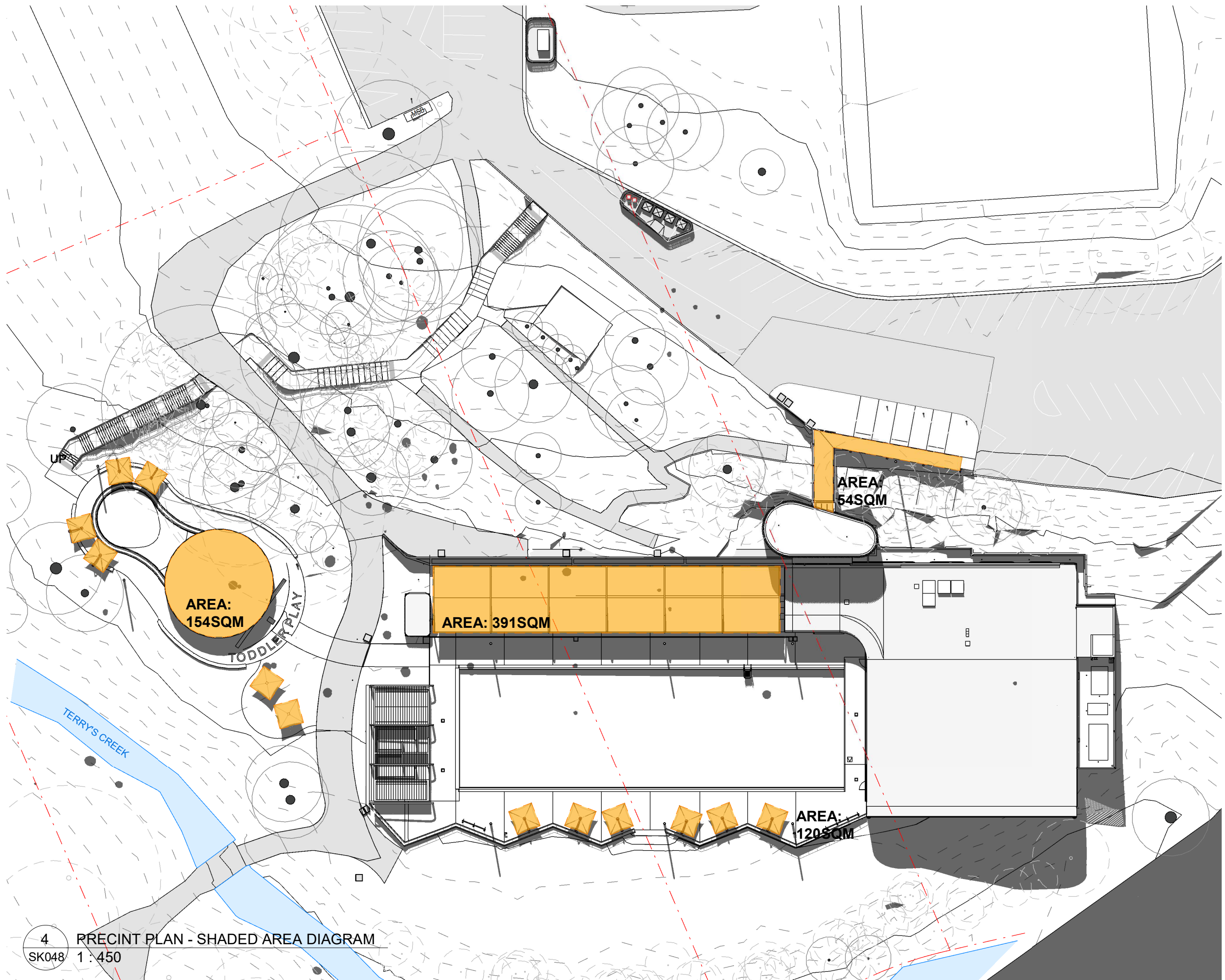
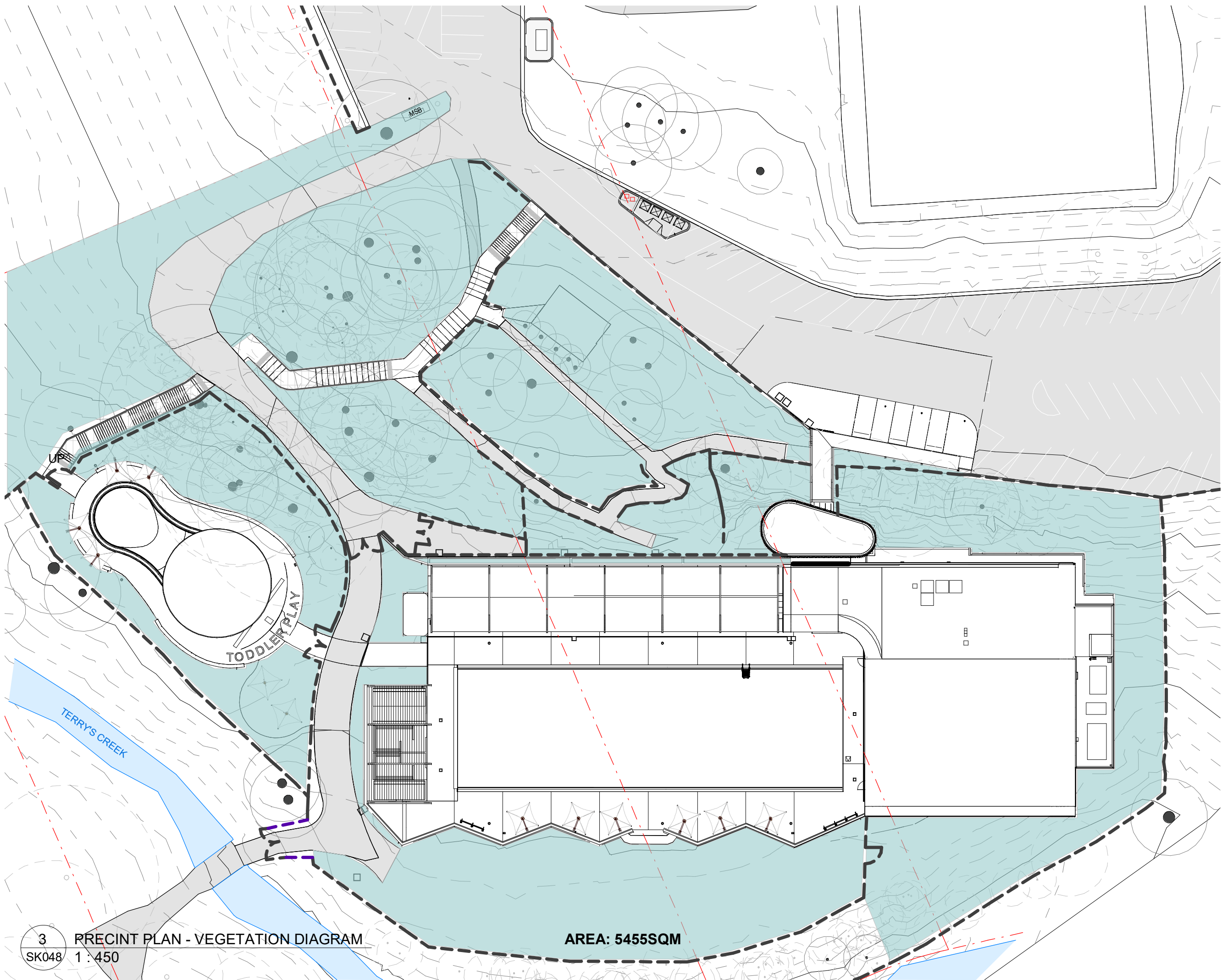
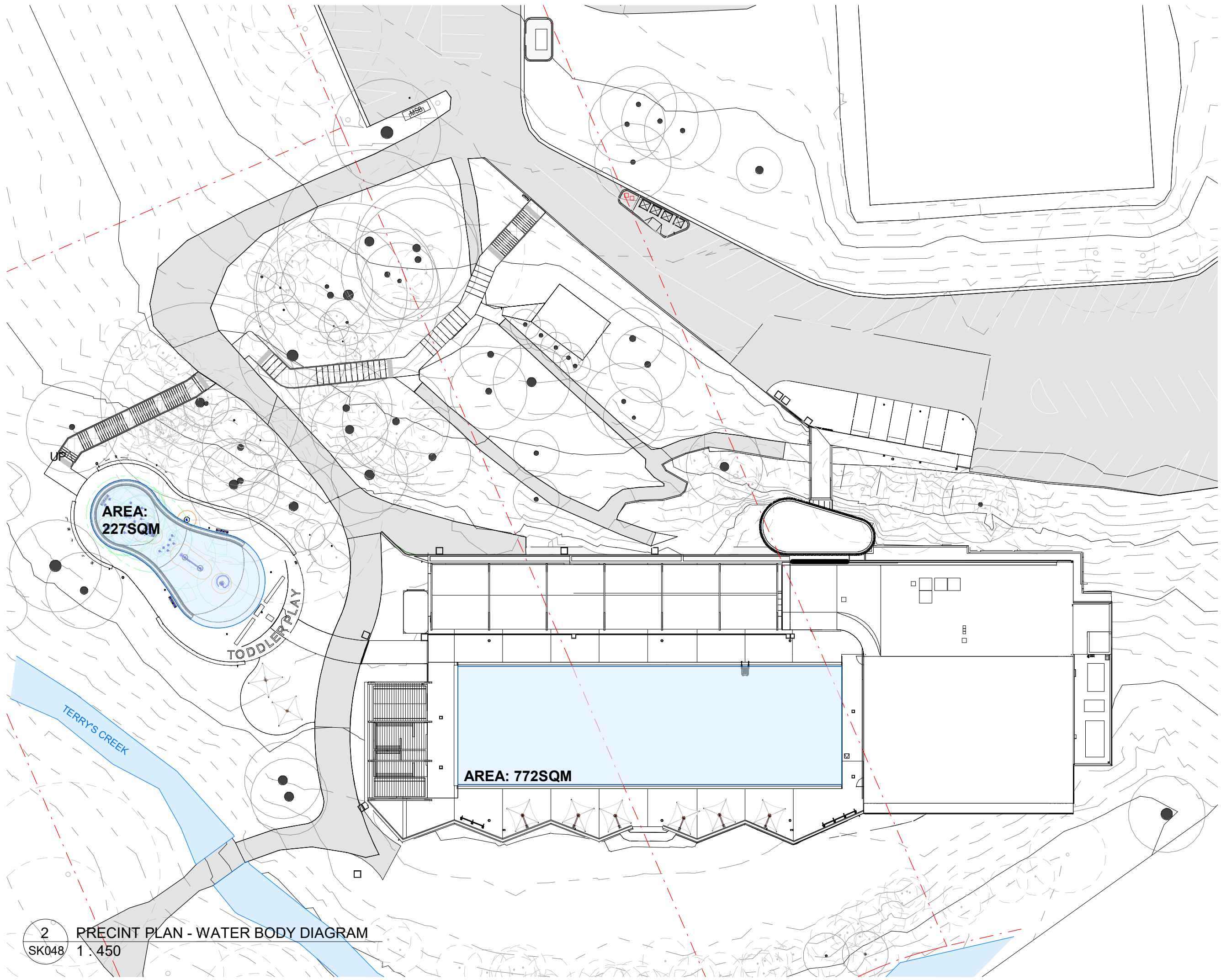
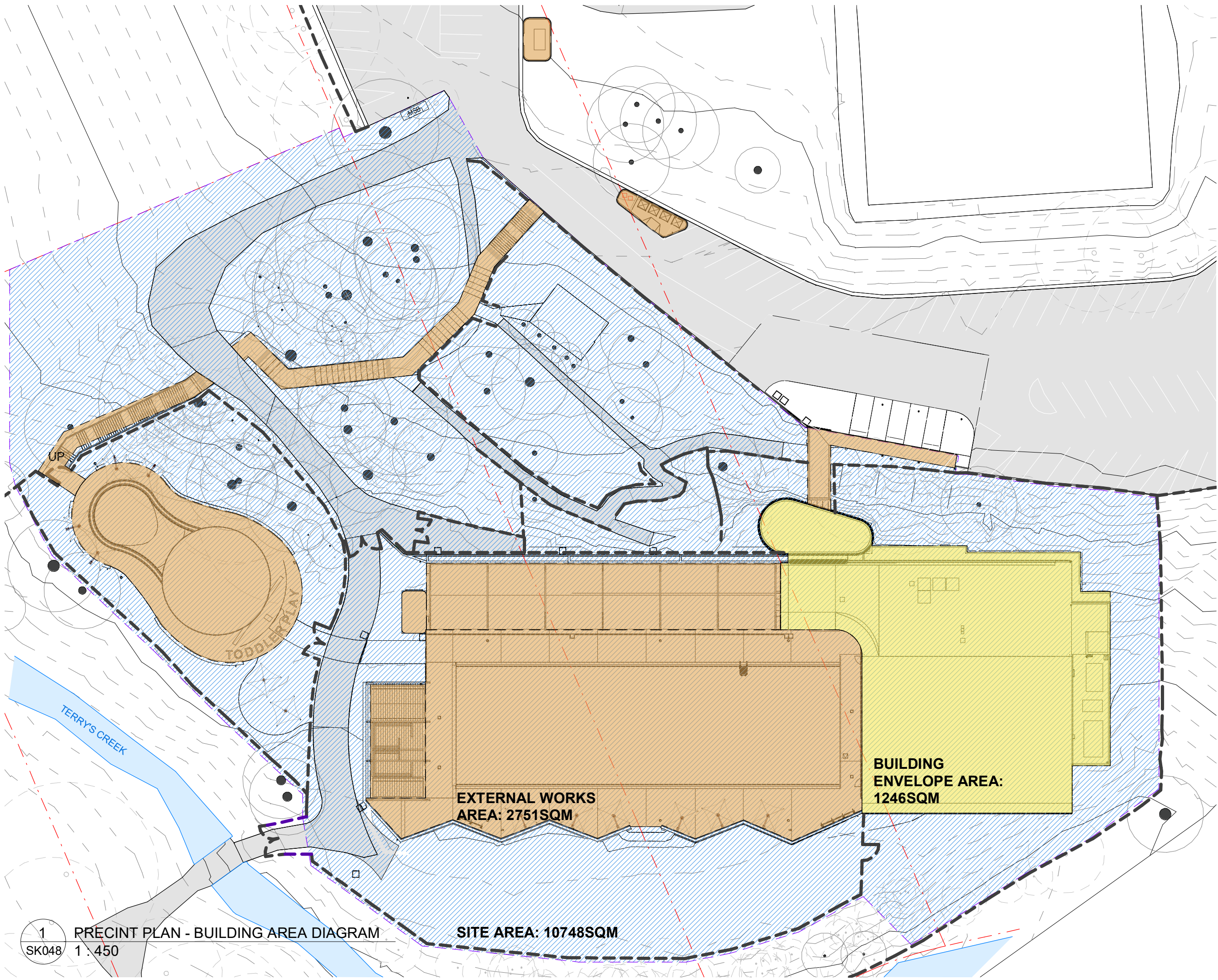


brewster
hjorth
architects

/Volumes/BHA_FilesServer/2020/2028 Epping Pool Paramatta/05 Drawings/01 Concept Design/03 Working/00 Title/2028 Site Plan_Lina.vrww



NOT FOR CONSTRUCTION



Project

67.83°E
TN

True

PROJECT NORTH

LEGEND

LOT BOUNDARY

FENCE LINES

EPPING AQUATIC CENTRE SITE

BUILDING ENVELOPE

EXTERNAL WORKS

WATER BODY

SOFTSCAPE AREA

OUTDOOR SHADED AREA

PV PANELS

EXISTING TREES

TOTAL SITE AREA:
10748SQM

TOTAL BUILDING
ENVELOPE: 1246SQM

TOTAL SOFTSCAPE
AREA: 5455SQM

TOTAL SHADED AREA:
719SQM

TOTAL OUTDOOR
WATER BODY: 999SQM

SUSTAINABILITY: 75.5%

85% TENDER ADDENDUM

ISSUE | DATE | REVISION

do not scale from drawing, use figured dimensions only
check all dimensions on site before any manufacture or construction

EPPING AQUATIC CENTRE

Stanley Road Epping

CITY OF
PARRAMATTA

STRUCTURAL

- TTW

CIVIL

- TTW

SERVICES

- JHA

LANDSCAPE

- TBLA

SUSTAINABILITY
DIAGRAM

SK048

REV

PROJECT #
SCALE

22028
As indicated@A1

DRAWN BY | Author

CHECKED BY | Checker

PRINT DATE

29/05/2024 4:41:08 PM

brewster
horth
architects

4-14 foster st
surry hills nsw 2010
t02 8231 7100
brewsterhorth.com.au

NOMINATED ARCHITECTS

IAN BREWSTER REG 5561

ANDREW HJORTH REG 5413

LARRY MELOCCO REG 5418

© COPYRIGHT OF BREWSTER HJORTH PTY LIMITED.
ACN 002 513 153

ALL RIGHTS RESERVED. FIGURED DIMENSIONS SHALL
BE TAKEN IN PREFERENCE TO SCALING. THE
CONTRACTOR SHALL CHECK ALL DIMENSIONS ON SITE
BEFORE COMMENCING WORK. BREWSTER HJORTH
ARCHITECTS IS A DIVISION OF BREWSTER HJORTH PTY
LIMITED.

NOT FOR CONSTRUCTION

SSM 46558 FD
(NOT EST'D)RM DH&W FD
43°38'05"~6.27
(DP812732)

S P 3 9 8 4 1

S P 4 6 7 3 3

(ABT 40 YRS)

(144.925)

FENCE

RM DH&W FD
(DP417846)
22°53'40"~0.46
(DP810775)C
DP417846SD POST HOLE
IN ROCK FD
RM DH&W FD
(DP417846)
73°05'~4.815 BY MERM DH&W IN RK
295°32'35"~1.54

"X"

SSM 108456 FD
(EST'D)

STANLEY

(20.115 WIDE)

ROAD

SURVEYING AND SPATIAL INFORMATION REGULATION 2017

MARK	MGA CO-ORDINATES		CLASS	PU	METHOD	STATE
	EASTING	NORTHING				
PM 50122	324 088.435	6 261 377.896	B	0.02	SCIMS	FOUND
PM 50123	323 986.281	6 261 210.725	B	0.02	SCIMS	FOUND
SSM 108456	323 723.141	6 261 537.126	B	0.02	SCIMS	FOUND
SSM 46559	323 226.97	6 260 925.34	U	N/A	CAD TRAV	FOUND
SSM 45648	323 227.45	6 261 165.93	U	N/A	CAD TRAV	FOUND
SSM 46558	323 220.26	6 261 369.65	U	N/A	CAD TRAV	FOUND

DATE OF SCIMS COORDINATES : 15 JANUARY 2024 MGA DATUM : GDA2020
MGA ZONE : 56 COMBINED SCALE FACTOR : 0.9999681
3.55ha
"DENCE PARK"

SCHEDULE OF SHORT LINES

No	BEARING	DISTANCE
1	227°02'30"	3.815
2	220°05'20"	8.11
3	213°10'25"	7.455
4	226°35'00"	9.85
5	270°10'25"	2.65
6	219°32'00"	5.735
7	217°01'25"	7.875
8	223°06'30"	12.215
9	208°51'45"	7.875
10	225°47'20"	6.62
11	218°47'30"	4.63
12	230°30'50"	9.185
13	212°30'00"	9.725
14	188°45'45"	16.525
15	163°12'55"	9.42
16	174°22'45"	10.325
17	173°34'00"	15.03
18	195°09'05"	5.805
19	167°00'10"	5.515
20	152°05'55"	5.66
21	180°12'05"	10.51
22	149°22'35"	5.845
23	169°37'35"	6.965
24	154°24'05"	9.385
25	166°03'15"	4.77
26	147°27'50"	11.835
27	150°12'40"	10.02
28	141°13'45"	5.84
29	160°44'30"	6.22

SSM 45648 FD
(NOT EST'D)RM GIP FD
87°29'50"~0.47
(DP390568)RM DH&W PL
56°50'50"~6.6RM DH&W PL
107°34'40"~4.705RM GIP FD
88°56'35"~0.455
(DP25650)SSM 46559 FD
(NOT EST'D)RM GIP FD
88°56'35"~0.465
(DP407170)RM GIP FD
87°23'50"~0.485
(DP31589)RM GIP FD
89°17'15"~0.45
(DP390568)

A DP417995

5 DP25650

1 DP

2 DP

3 DP

1 DP

7 DP

2 DP

1 DP

2 DP

3 DP

4B DP400796

1 DP

2 DP

1 DP

2 DP

3 DP

4 DP

1 DP

2 DP

3 DP

ABUKLEA

(20.115 WIDE)

ROAD

161.0 BANK
159.485 (DP441025)A
DP403412
"FORSYTH PARK"157.215 BANK (DP810775)
155.515 (DP810775)PM 50123 - SSM 46559
249° 24' 05" - 811.17Surveyor : BRIAN DEWING
Date of Survey : 14-02-2024
Surveyor's Ref : E5568-79047_DPPLAN OF CONSOLIDATION OF
LOTS 1 & 2 IN DP1083761, LOT 1 IN
DP441025 AND LOT B IN DP417995LGA: CITY OF PARRAMATTA
Locality : EPPING
Subdivision No:
Lengths are in metres. Reduction Ratio 1:800

Registered